



Whitco
CLEANING SYSTEMS



PARTS & ACCESSORIES
CATALOG 2320





SALES POLICY

ALKOTA Cleaning Systems, Inc. sells only to the highly qualified & professional pressure washer distributor and manufacturer. ALKOTA reserves the right to refuse service at any time. Possession of this catalog DOES NOT constitute the right to purchase product or to represent Alkota in any form.

Prices are Subject to Change without notice. Minimum order - \$25.00.

FREIGHT POLICY

All replacement parts shipments are made USPS or UPS ground if possible unless another carrier is requested. Motor truck shipments are generally shipped freight collect utilizing a common carrier that ALKOTA has already negotiated the lowest possible rate. A carrier of choice can be specified upon your request. Alkota will pay the freight on orders of \$1,000 or more (excluding ceiling booms, chemicals, coils, machines, wands 72" and over & water tanks).

Free freight policy only applies to the conterminous states (48 States). If you have questions about this, please call our Customer Service/Sales Department.

FREIGHT CLAIMS

All shipments are FOB Factory and must be inspected at time of delivery. Any signs of damage should be noted on the carrier's freight bill at time of delivery. Orders shipped by Alkota under the free freight program that are lost or damaged, the distributor/customer will need to contact Alkota freight desk for further instructions. Damaged shipments not shipped under the free freight program, distributor/customer must file a loss or damage claim directly with the freight carrier.

SHIPPING POLICY

All orders will be treated independently for shipping. Because of order volume, we are not able to match multiple orders. If items must ship together, they must be on the same order. **Once an order is placed, subsequent items cannot be added to the same order.** For Alaska, Hawaii and international shipments, matching of multiple orders for weight requirements and minimizing customs charges will take place as requested. All drop ship, UPS Red, 2nd Day and International shipments are assumed to be "ship complete". If a Back order occurs on these express shipments, Alkota will make every effort to contact the distributor for instructions. If contact cannot be made, Alkota will ship the partial order and notify the distributor by email or voice message. Any back order that is incurred will ship UPS ground unless otherwise instructed.

All costs incurred by Alkota for special services such as Specialized packaging, Expedited Service, Residential Delivery, Lift Gate Service, Redirects, Call in Advance for Appointment, etc. will be charged directly to the customer as incurred including handling fee. Alkota's goal is to ship product quickly and efficiently. For faster service, use orders@alkota.com or Fax @ **800-325-5682** to place all orders. Next Day orders received before 2:00 PM will be shipped the same day.

BACK ORDER

All back orders from original order will be shipped when available under normal conditions within 1-30 days. Back orders over 30 days old will be canceled upon your request.

PAYMENT TERMS

C.O.D., Credit Card (Visa, MasterCard, American Express, or Discovery) shall be 2% discount and Standard open account terms shall be 5% 15-day net 30 upon credit approval. Additional C.O.D. charges will apply to all orders. Any account not in good standing does not qualify for the 5% prompt payment. Invoices are considered past due 31 days after invoice date. Alkota reserves the right to implement late charges or interest on past due balances.

RETURNS POLICY

A completed warranty return claim form is required for ALL returned merchandise including both new stock returns and warranty considerations. No shipment will be accepted for credit consideration without warranty return claim form completed. Please include the reason for return for each item on the claim form. All returns are to be freight prepaid. For speedy processing include copy of original invoice or packing list.

OUR PERSONAL GUARANTEE

We have the most complete parts program available in our industry. Our promise to you is the ultimate user friendly catalog, competitive price, knowledgeable sales and shipping staff, large selection of inventory, same day shipping, quick response to back orders and special orders. If you are not completely SATISFIED, your standard stock items may be returned within 30 days for a full credit hassle free. Simply follow our standard return policy. We will continually monitor the market place and expand our catalog and inventory to meet all of your parts and accessory needs.

TABLE OF CONTENTS

01

1. Guns | 2. Gutter Cleaners | 3. Hoses | 4. Hose Reels - Alkota / CoxReels / GP / Hosetract | 5. Lances | 6. Telescoping Wands

1. Pressure Washer Accessories: Blister Packs, Brushes | Ceiling Booms, Chemical Pump, Curtain Walls | Duct Cleaners | Foamers, Foot Actuated Valves, Fuel Caps & Gauges | Handles, Hose Trolley Kit | Matt Clamp | Parts Repair Box | Rain Guards | Sandblast Kit, Scale Reducers, Sprayers, Surface Cleaners | Tires | Undercarriage Cleaners | Water Brooms, Wheel Bearing

02

03

1. Nozzles | 2. Nozzle Holders/Protectors

04

1. Quick Disconnects | 2. Quick Disconnect O-rings

05

1. Fittings | 2. Hose Clamps | 3. Sealant | 4. Swivels

06

1. Filters | 2. Garden Hose Washers | 3. Screens/Strainers | 4. Y-Strainers

07

1. Gauges

08

1. Float Balls | 2. Float Tank Suction Restrictors | 3. Threaded Rod | 4. Unloader Block | 5. Valves

09

1. Chemical Injection System (HydroMinder) / Injectors / Long Range Soap Nozzle

10

1. Pumps - AR / Cat / Comet / GP | 2. Pump Accessories: Accumulators | Jetter Valves | Pump Oil and Pump Oil Drain Hoses | Pump Saver - Anti-Freeze Solution | Tool Kits | 3. Pump Kit Charts - AR / GP

11

1. Belts | 2. Bushings | 3. Engines - B & S / Honda / Kohler / Kubota | 4. Engine Parts and Accessories for B&S / Honda / Kohler / and Kubota | 5. Motors | 6. Pulleys

12

1. Burners | 2. Burner Components

13

1. Electrical Components

14

1. European Parts & Accessories / Residential



IMPAC JUMPER HOSE



- Wrapped Cover (Black), 3/8" M solid x 3/8" M swivel end
- 4000 PSI = 12000 PSI Burst Rating
- 6000 PSI = 18000 PSI Burst Rating
- Hose is rated @ 250° F / 310° F Intermittent Max

PART #	DESCRIPTION
K02-03103E5	3/8"x3'-1 Wire, 4000 PSI
K02-03103E33	3/8"x3'-2 Wire, 6000 PSI
K02-03106E5	3/8"x6'-1 Wire, 4000 PSI
K02-03106E33	3/8"x6'-2 Wire, 6000 PSI
K02-03110E5	3/8"x10'-1 Wire, 4000 PSI
K02-03110E33	3/8"x10'-2 Wire, 6000 PSI
K02-03115E5	3/8"x15'-1 Wire, 4000 PSI
K02-03115E33	3/8"x15'-2 Wire, 6000 PSI

JUMPER HOSE



- Male solid x swivel ends, No bend restrictors
- Hose is rated @ 250° F / 310° F Intermittent Max

PART #	DESCRIPTION
K02-03212A2	3/8" x 12" - 2 Wire, 6000 PSI, 3/8" M solid x 3/8" M swivel
K02-03216A2	3/8" x 16 1/2" - 2 Wire, 6000 PSI, 3/8" M solid x 3/8" M swivel
K02-03222A2	3/8" x 22" - 2 Wire, 6000 PSI, 3/8" M solid x 3/8" M swivel
K02-03228A2	3/8" x 28" - 2 Wire, 6000 PSI, 3/8" M solid x 3/8" M swivel
K02-03234A2	3/8" x 34" - 2 Wire, 6000 PSI, 3/8" M solid x 3/8" M swivel
K02-03238A2	3/8" x 38" - 2 Wire, 6000 PSI, 3/8" M solid x 3/8" M swivel
K02-03248A2	3/8" x 48" - 2 Wire, 6000 PSI, 3/8" M solid x 3/8" M swivel
K02-04218A2	1/2" x 18" - 2 Wire, 6000 PSI, 1/2" M solid x 1/2" M swivel
K02-04229A2	1/2" x 29" - 2 Wire, 6000 PSI, 1/2" M solid x 1/2" M swivel

REEL JUMPER HOSE



- Wrapped cover (black)
- 3/8" M solid x 3/8" M swivel end
- No bend restrictors
- To be used with hose reels
- Hose is rated @ 250° F / 310° F Intermittent Max

PART #	DESCRIPTION
REEL05060501	3/8" x 50" - 1 Wire, 4000 PSI

FUEL LINE HOSE



- Parker's Super-Flex
- Carb approved, Low permeation
- Tube: NBR with a thermoplastic barrier
- Cover: Black hypalon
- Temperature range: -30° F to +257° F

PART #	DESCRIPTION
K23	1/4" ID - Per Foot
K26	5/16" ID - Per Foot

LOW PRESSURE WATER HOSE



- Bypass or suction use
- 200 PSI max. pressure

No longer sold per foot, sold in pre-cut bulk lengths (no ends) of 50', 100' and 200' only

PART #	DESCRIPTION
K33-50	3/8" x 50' Pre-cut Low PSI Water Hose
K33-100	3/8" x 100' Pre-cut Low PSI Water Hose
K33-200	3/8" x 200' Pre-cut Low PSI Water Hose
K60-50	5/8" x 50' Pre-cut Low PSI Water Hose
K60-100	5/8" x 100' Pre-cut Low PSI Water Hose
K60-200	5/8" x 200' Pre-cut Low PSI Water Hose
K75-50	3/4" x 50' Pre-cut Low PSI Water Hose
K75-100	3/4" x 100' Pre-cut Low PSI Water Hose
K75-200	3/4" x 200' Pre-cut Low PSI Water Hose

CLEAR POLY BRAIDED TUBING



- Core and Cover Material: Industrial grade clear PVC compound
- Reinforcement: High tensile industrial multi-filament yarn
- Nominal OD and Max. working pressure @ 70° F
- Ratings:
 - 1/4" - 0.460" Nominal OD, 250 PSI
 - 3/8" - 0.595" Nominal OD, 225 PSI
 - 1/2" - 0.750" Nominal OD, 200 PSI
 - 3/4" - 1.015" Nominal OD, 150 PSI
- Service temp. range +25° F to +150° F

PART #	DESCRIPTION
Z01-00013-2	Poly-braid Hose - 1/4" Per Foot (Sold in 300' rolls only)
ZA1-00010	Poly-braid Hose - 3/8" Per Foot (Sold in 100' rolls only)
Z01-00039	Poly-braid Hose - 1/2" Per Foot (Sold in 100' rolls only)
ZA1-00011	Poly-braid Hose - 3/4" Per Foot (Sold in 100' rolls only)

NEW PRODUCT 3/8" & 1/2" BLACK SMOOTH COMBO HOSE 2500/3000 PSI



(Combination Steam Hose)

- Specially designed to be used on either steam cleaner machines or combination steam cleaner/pressure washer machines.
- Smooth Cover (Black), 1 Wire Hose
- Pressure Washer Service - Working pressure:
 - 3/8" = 250° F @ 3000 PSI
 - 1/2" = 250° F @ 2500 PSI
- Steam Cleaner Service -
 - 3/8" & 1/2" = 325° F @ 350 PSI
- All hoses come with black bend restrictors

PART #	DESCRIPTION
K02-03150MC	3/8" x 50' - 1 Wire, 3000 PSI (Black), 3/8" M Solid x 3/8" M Swivel
K02-31100MC	3/8" x 100' - 1 Wire, 3000 PSI (Black), 3/8" M Solid x 3/8" M Swivel
K02-04150MC	1/2" x 50' - 1 Wire, 2500 PSI (Black), 1/2" M Solid x 1/2" M Swivel
K02-41100MC	1/2" x 100' - 1 Wire, 2500 PSI (Black), 1/2" M Solid x 1/2" M Swivel

1/2" BLACK IMPAC HOSE 3000 PSI



- Wrapped Cover (Black)
- 1 Wire Hose
- 3000 PSI max. pressure
- Ends are 1/2" M solid x 1/2" M swivel
- All hoses come with black bend restrictors
- 9280 PSI Burst Rating
- Hose is rated @ 250° F / 310° F Intermittent Max

PART #	DESCRIPTION
K02-04150E1	1/2" x 50' - 1 Wire, 3000 PSI
K02-41100E1	1/2" x 100' - 1 Wire, 3000 PSI

1/4" BLUE NON-MARKING HOSE 3000 PSI



- Smooth Cover (Blue)
- 1 Wire Hose
- 3000 PSI max. pressure
- Ends are 1/4" M solid x 1/4" M swivel
- All hoses come with black bend restrictors
- Hose is rated @ 250° F / 310° F Intermittent Max

PART #	DESCRIPTION
K02-02150M36	1/4" x 50' - 1 Wire, 3000 PSI (Blue)
K02-02175M36	1/4" x 75' - 1 Wire, 3000 PSI (Blue)
K02-21100M36	1/4" x 100' - 1 Wire, 3000 PSI (Blue)



3/8" YELLOW CONTINENTAL CONTITECH NON-MARKING HOSE 4000 PSI



- Smooth Cover (Yellow)
- 1 Wire Hose
- 4000 PSI max. pressure
- Ends are 3/8" M solid x 3/8" M swivel
- All hoses come with black bend restrictors
- Hose is rated @ 250° F

PART #	DESCRIPTION
K02-03150-82	3/8" x 50' - 1 Wire, 4000 PSI (Yellow)
K02-31100-82	3/8" x 100' - 1 Wire, 4000 PSI (Yellow)

3/8" GRAY IMPAC NON-MARKING HOSE 4000 PSI



- Wrapped Cover (Gray)
- 1 Wire Hose
- 4000 PSI max. pressure
- Ends are 3/8" M solid x 3/8" M swivel
- All hoses come with black bend restrictors
- Hose is rated @ 250° F / 310° F Intermittent Max

PART #	DESCRIPTION
K02-03150E4	3/8" x 50' - 1 Wire, 4000 PSI (Gray)
K02-31100E4	3/8" x 100' - 1 Wire, 4000 PSI (Gray)
K02-31150E4	3/8" x 150' - 1 Wire, 4000 PSI (Gray)

3/8" BLUE IMPAC NON-MARKING HOSE 4000 PSI



- Smooth Cover (Blue)
- 1 Wire Hose
- 4000 PSI max. pressure
- Ends are 3/8" M solid x 3/8" M swivel
- All hoses come with black bend restrictors
- 12000 PSI Burst Rating
- Hose is rated @ 250° F / 310° F Intermittent Max

PART #	DESCRIPTION
K02-03125E29	3/8" x 25' - 1 Wire, 4000 PSI (Blue)
K02-03150E29	3/8" x 50' - 1 Wire, 4000 PSI (Blue)
K02-03175E29	3/8" x 75' - 1 Wire, 4000 PSI (Blue)
K02-31100E29	3/8" x 100' - 1 Wire, 4000 PSI (Blue)

1/2" BLACK IMPAC HOSE 5000 PSI



- Wrapped Cover (Black)
- 2 Wire Hose
- 5000 PSI max. pressure
- Ends are 1/2" M solid x 1/2" M swivel
- All hoses come with red bend restrictors
- 18000 PSI Burst Rating
- Hose is rated @ 250° F / 310° F Intermittent Max.

PART #	DESCRIPTION
K02-04150E7	1/2" x 50' - 2 Wire, 5000 PSI
K02-41100E7	1/2" x 100' - 2 Wire, 5000 PSI

3/8" BLACK IMPAC HOSE 4000 PSI



- Wrapped Cover (Black)
- 1 Wire Hose
- 4000 PSI max. pressure
- Ends are 3/8" M solid x 3/8" M swivel
- All hoses come with blue bend restrictors
- 12000 PSI Burst Rating
- Hose is rated @ 250° F / 310° F Intermittent Max

PART #	DESCRIPTION
K02-03125E5	3/8" x 25' - 1 Wire, 4000 PSI
K02-03150E5	3/8" x 50' - 1 Wire, 4000 PSI
K02-03175E5	3/8" x 75' - 1 Wire, 4000 PSI
K02-31100E5	3/8" x 100' - 1 Wire, 4000 PSI

3/8" BLACK SCHIEFFER ARM-A-FLEX HOSE 4785 PSI



Superior Anti-Abrasion Quality Hose, Black—Non-marking

- Tests prove that this hose cover will outlast standard hose covers by 5-8 times!
- 4:1 Burst to operating ratio, 3/8" M solid x 3/8" M swivel ends, 2 Heavy duty red bend restrictors, 250° F

PART #	DESCRIPTION
K02-03125B63	3/8" x 25' - 2 Wire, 4785 PSI
K02-03150B63	3/8" x 50' - 2 Wire, 4785 PSI
K02-03175B63	3/8" x 75' - 2 Wire, 4785 PSI
K02-31100B63	3/8" x 100' - 2 Wire, 4785 PSI

3/8" BLACK SCHIEFFER HOSE 6000 PSI



- Wrapped cover "compression cured" improves the abrasion resistance
- 3:1 Burst to operating ratio
- Embossed Layline specifications are molded into the cover, 2 wire hose
- 3/8" M solid x 3/8" M swivel ends, 2 Heavy duty red bend restrictors, 250° F

PART #	DESCRIPTION
K02-03150B33	3/8" x 50' - 2 Wire, 6000 PSI
K02-03175B33	3/8" x 75' - 2 Wire, 6000 PSI
K02-31100B33	3/8" x 100' - 2 Wire, 6000 PSI

JETTER SEWER HOSE



Z09-00200
thru Z09-00203
& Z09-00213



Z09-00218



Z09-00246



Z09-00224
& Z09-00240



Z09-00216 &
Z09-00217

- Slides easily into drain pipes, sewer, and water lines
- Flexible for cornering, durable construction
- **Z09-00200 & Z09-00201:** Black color and has one 1/8" M solid end & one 1/4" M solid end
- **Z09-00202 & Z09-00203:** Black color and has 1/4" M solid x swivel end
- **Z09-00213 & Z09-00218:** Black color and has 3/8" M solid x swivel end
- **Z09-00216 & Z09-00217:** Black color and has 1/4" M solid ends
- **Z09-00224, Z09-00240, & Z09-00246:** Green color and has 1/2" M solid x swivel end

PART #	DESCRIPTION
Z09-00200	1/8" x 50', 4800 PSI @ 160° F
Z09-00201	1/8" x 100', 4800 PSI @ 160° F
Z09-00202	1/4" x 50', 4400 PSI @ 160° F
Z09-00203	1/4" x 100', 4400 PSI @ 160° F
Z09-00216	1/4" x 50', 4350 PSI @ 212° F
Z09-00217	1/4" x 100', 4350 PSI @ 212° F
Z09-00213	3/8" x 100', 4000 PSI @ 160° F
Z09-00218	3/8" x 200', 4000 PSI @ 160° F (On Reel)
Z09-00246	1/2" x 100', 4000 PSI @ 160° F
Z09-00240	1/2" x 200', 4000 PSI @ 160° F (On Reel)
Z09-00224	NEW PRODUCT 1/2" x 300', 4000 PSI @ 160° F

3/8" BLACK IMPAC HOSE 6000 PSI



- Wrapped Cover (Black)
- 2 Wire Hose
- 6000 PSI max. pressure
- Ends are 3/8" Male solid x 3/8" M swivel
- All hoses come with red bend restrictors
- 18000 PSI Burst Rating
- Hose is rated @ 250° F / 310° F Intermittent Max

PART #	DESCRIPTION
K02-03125E33	3/8" x 25' - 2 Wire, 6000 PSI
K02-03150E33	3/8" x 50' - 2 Wire, 6000 PSI
K02-03175E33	3/8" x 75' - 2 Wire, 6000 PSI
K02-31100E33	3/8" x 100' - 2 Wire, 6000 PSI

3/8" BLACK ARMADILLO TUFF COVER HOSE 6000 PSI



Tuff Cover Like
an Armadillo 4X
Abrasion
Resistance

- Tuff Cover (Black)
- 2 Wire Hose
- 6000 PSI max. pressure
- Ends are 3/8" M solid x 3/8" M swivel
- All hoses come with red bend restrictors
- Hose is rated @ 250° F
- This hose has been engineered to withstand high abrasion. The cover is highly oil resistant for longer life in the field and includes a non-slip fabric impression finish. This specially designed cover compound provides **4 times** the abrasion resistance of standard cover compound.

PART #	DESCRIPTION
K02-03150K33	3/8" x 50' - 2 Wire, 6000 PSI
K02-31100K33	3/8" x 100' - 2 Wire, 6000 PSI

3/8" GRAY IMPAC NON-MARKING HOSE 6000 PSI



- Wrapped Cover (Gray)
- 2 Wire Hose
- 6000 PSI max. pressure
- Ends are 3/8" M solid x 3/8" M swivel
- All hoses come with red bend restrictors
- Hose is rated @ 250° F / 310° F Intermittent Max

PART #	DESCRIPTION
K02-03150E69	3/8" x 50' - 2 Wire, 6000 PSI (Gray)
K02-31100E69	3/8" x 100' - 2 Wire, 6000 PSI (Gray)
K02-31150E69	3/8" x 150' - 2 Wire, 6000 PSI (Gray)

3/8" BLUE IMPAC NON-MARKING HOSE 6000 PSI



- Smooth Cover (Blue)
- 2 Wire Hose
- 6000 PSI max. pressure
- Ends are 3/8" M solid x 3/8" M swivel
- All hoses come with red bend restrictors
- 18000 PSI Burst Rating
- Hose is rated @ 250° F / 310° F Intermittent Max

PART #	DESCRIPTION
K02-03125E43	3/8" x 25' - 2 Wire, 6000 PSI (Blue)
K02-03150E43	3/8" x 50' - 2 Wire, 6000 PSI (Blue)
K02-03175E43	3/8" x 75' - 2 Wire, 6000 PSI (Blue)
K02-31100E43	3/8" x 100' - 2 Wire, 6000 PSI (Blue)

NEW PRODUCT **STAINLESS STEEL A FRAME INDUSTRIAL HOSE REELS**



- Heavy duty stainless steel reel
- Direct hand crank rewind with locking mechanism
- Variable friction brake
- Full flow swivel stainless steel
- Swivel contains PTFE loaded Viton o-ring for soft wash applications
- 1/2" F x 1/2" F Inlet/Outlet
- 5000 PSI, 250° F

PART #	DESCRIPTION
REEL-DHRA50150SS	Hose Capacity – 3/8" x 150'
REEL-DHRA50300SS	Hose Capacity – 3/8" x 300'
REEL-DHRA50450SS	Hose Capacity – 3/8" x 450'

SOLID STEEL CONSTRUCTION HOSE REELS



- Direct hand crank rewind with locking mechanism
- Hose clamp prevents strain damage to hose
- Mounting base included
- Solid steel construction with durable powder coat finish
- Full flow swivel brass joint
- 4000 PSI, 225° F

Swivel - 3/8" M x 3/8" F

PART #	DESCRIPTION
REEL-D30001	3/8" ID x 50'
REEL-D30002	3/8" ID x 100'
REEL-D30004	3/8" ID x 150'
REEL-D30006	3/8" ID x 200'

STANDARD M SERIES HOSE REEL



- Hand crank hose reel
- Flow through shaft for universal installation
- Self lubricating ABS bearings
- Fully adjustable nylon brake - adjust tension with hand knob
- Mounting base is light and strong
- External swivel - standardized o-rings can be changed by simply removing one retaining ring.
- Swivel: 1/2" F x 1/2" F
- 4000 PSI
- 200° F
- 37 lbs

PART #	DESCRIPTION
HTREM105	1/2" ID x 175' - #M 10-5

HOSETRACT®
HOSE REELS

NEW PRODUCT **360° DEGREE PIVOT HOSE REEL**



- 3/8" Hose Capacity
- 1/2 NPT - F Inlet/Outlet Includes (2) 3/8" reducer fittings
- 360° Swivel Rotation
- 5000 PSI SS Swivel
- 250° F Max Temp
- Direct hand-crank rewind with locking pin
- Solid Steel Construction
- Durable powdercoated finish
- 180° pivoting hose guide
- Adjustable friction lever brake
- Full Flow high pressure stainless steel swivels
- Coupler connection to secure hose when not in use

PART #	DESCRIPTION
REEL-ALKP38100	3/8" ID x 100'
REEL-ALKP38200	3/8" ID x 200'

NEW PRODUCT **ELECTRIC REWIND 12 V DC HOSE REEL**



- 12V Electric rewind w/locking pin
- Solid Steel Construction
- Durable powder coated finish
- Full flow stainless swivel
- 5000 PSI
- 300° F
- Long lasting hardened gears

12V DC VARIABLE SPEED CONTROLLER REWIND KIT

- 30 Amp auto-reset circuit breaker
- Heavy duty momentary on/off switch
- Variable speed knob with built in on/off function
- LED Power indicator light
- Reversible powder-coated mounting plate for left or right orientation
- Sealed Housing



PART #	DESCRIPTION
REEL-ALKA38150-E	3/8" x 150' Alkota Hose Reel
REEL-ALKA38300-E	3/8" x 300' Alkota Hose Reel
REEL-A5030012-1	12V DC Variable Speed Controller Rewind Kit

A FRAME STAINLESS STEEL HOSE REEL



- 12" Non-corrosive stainless steel reel
- Easy turn handle, friction brake, lock pin w/holder, nyrim ends
- Pre-drilled mounting holes, heavy duty
- 1/2" F x 1/2" F swivel
- 4000 PSI, 325° F, 24 lbs.

PART #	DESCRIPTION
REELK0101061	1/2" ID x 200'

NEW PRODUCT

A FRAME INDUSTRIAL HOSE REEL



- Friction brake
- Direct hand-crank rewind with locking pin
- Solid Steel Construction
- Durable powder coated finish
- Full flow swivel stainless swivel
- 5000 PSI
- 300° F

PART #	DESCRIPTION
REEL-ALKA38150	3/8" x 150' Alkota Hose Reel
REEL-ALKA38300	3/8" x 300' Alkota Hose Reel

SOLID STEEL CONSTRUCTION HOSE REELS

Swivel - 3/8" M x 3/8" F



- Direct hand crank rewind with locking pin
- Mounting base included
- Solid steel construction with durable powder coat finish
- Full flow swivel steel joint
- 5000 PSI
- 300° F

PART #	DESCRIPTION
REEL-DHR50100D	3/8" ID x 100' (Now NO PIGTAIL)
REEL-DHR50150D	3/8" ID x 150' (Now NO PIGTAIL)

1125 SERIES GEAR GUARD



- For 1125 Series Hose Reels
 - Guards against operator injury
 - Protects gear drive from dirt and foreign matter
- NOTE: GEAR GUARD IS THE BLACK DISK ONLY.**

PART #	DESCRIPTION
COX-07406	#7406 - Gear Guard for 1125 Series

1125 SERIES ROLLER BRACKETS



Standard Color



- For 1125 Series Hose Reels
- Heavy-duty, solid steel construction
- Stainless steel rollers allow smooth, non-corrosive performance
- Durable electrostatic powder coat finish

PART #	DESCRIPTION
COX-153536	#15353-6 - For Model #1125-4-100
COX-1535312	#15353-12 - For Model #1125-4-200, 1125-5-100
COX-1535318	#15353-18 - For Model #1125-4-325, 1125-5-175

SOLID STEEL CONSTRUCTION HOSE REELS



REEL-DHRWM50200



REEL-2100531


- Direct hand crank rewind with locking pin
- For use with wall mounting kit #2100531
- Solid steel construction with durable powder coat finish
- Full flow swivel
- 4000 PSI
- 225° F

Swivel - 3/8" M x 3/8" F

PART #	DESCRIPTION
REEL-DHRWM50200	3/8" ID x 200'
REEL-2100531	Wall mounting Kit

1125E SERIES HOSE REELS

Standard Color



#1125-4-100-E, #1125-4-200-E, #1125-4-325-E = 1/2" F x 1/2" F Swivel
 #1125-5-100-E, #1125-5-175-E = 3/4" F x 3/4" F Swivel

- Large capacity, motorized rewind hose reels
 - For air, water, and chemical transfer to 3000 PSI
 - Applications include: wash down, pressure washing, agricultural, drain cleaning, pesticide, herbicide, and general maintenance.
 - Heavy-duty, solid steel construction
 - Durable electrostatic powder coat finish
 - Convenient motorized retraction
 - Motor: 1/3 HP Rewind, 12V, D.C. Non-Explosion Proof (Rewind Reversible Type)
 - Full flow brass swivel inlet
 - Low profile outlet riser and open hose slot ensure even wraps of hose around the drum.
 - Manufacturer's 2 year warranty
- NOTE: ROLLER HOSE GUIDE & GEAR GUARD ARE SOLD SEPARATELY**

PART #	DESCRIPTION
COX11254100E	Model #1125-4-100-E - 1/2" ID x 100'
COX11254200E	Model #1125-4-200-E - 1/2" ID x 200'
COX11254325E	Model #1125-4-325-E - 1/2" ID x 325'
COX11255100E	Model #1125-5-100-E - 3/4" ID x 100'
COX11255175E	Model #1125-5-175-E - 3/4" ID x 175'



1125 SERIES HOSE REELS



Standard Color

COXA11254200

#1125-4-100, #1125-4-200, #1125-4-200-CVXX, #1125-4-325 = 1/2" F x 1/2" F Swivel
#1125-5-100, #1125-5-175 = 3/4" F x 3/4" F Swivel

CVXX = Crinkle Black w/viton O-Rings

- Large capacity, hand crank hose reels
- For air, water, and chemical transfer to 3000 PSI
- Applications include: wash down, pressure washing, agricultural, drain cleaning, pesticide, herbicide, and general maintenance
- Heavy-duty, solid steel construction
- Durable electrostatic powder coat finish, full flow brass swivel inlet
- Low profile outlet riser and open hose slot ensure even wraps of hose around the drum.
- Long handled lock pin secures the reel when not in use.
- Adjustable tension brake eliminates hose backlash when unwinding.
- Manufacturer's 2 year warranty

PART #	DESCRIPTION
COX-11254100	Model #1125-4-100 - 1/2" ID x 100'
COX-11254200	Model #1125-4-200 - 1/2" ID x 200'
COXA11254200	Model #1125-4-200-CVXX - 1/2" ID x 200'
COX-11254325	Model #1125-4-325 - 1/2" ID x 325'
COX-11255100	Model #1125-5-100 - 3/4" ID x 100'
COX-11255175	Model #1125-5-175 - 3/4" ID x 175'

PR SERIES KIT PORTABLE HOSE REEL CART



Standard Color
Crinkle Black

- For attachment to 1125-4-200 Hose Reel
- Applications include: any air, water, or chemical transfer application where long lengths of hose and mobility are required
- Heavy-duty, solid steel construction
- Durable electrostatic powder coat finish
- 1/2" Diameter solid steel axle
- Detachable round steel handle for compact storage
- Rubber feet on the front legs prevent reel from sliding forward when pulling on the hose, 8" Solid rubber tires
- High grade ball bearings with hardened cup design as an integral part of the reel
- Manufacturer's 2 year warranty

NOTE: HOSE REEL IS NOT INCLUDED.

PART #	DESCRIPTION
COX-PR112512	#PR-1125-12 - For Model 1125-4-200 Only

100 SERIES HOSE REELS "THE CHALLENGER"



Standard Color



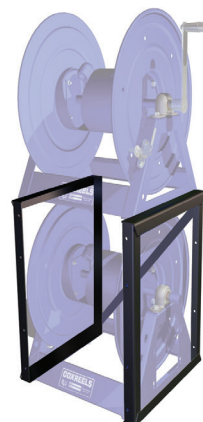
#112-3-100, #112-3-150 = 3/8" F x 3/8" F Swivel

#112-4-75, #117-4-225 = 1/2" F x 1/2" F Swivel

- Compact, direct hand crank hose reels
- For air, water, and chemical transfer to 4000 PSI
- Applications include: wash down, pressure washing, agricultural, drain cleaning, pesticide, herbicide, and general maintenance.
- Heavy-duty, solid steel construction
- Durable electrostatic powder coat finish
- Full flow brass swivel inlet
- Direct hand crank rewind in a compact, lightweight reel
- Perfect for mobile applications such as pressure washers and trucks or permanently mount it to the floor, wall, or ceiling.
- Handles product temperatures from -20° F to +225° F.
- Adjustable drag brake eliminates hose backlash while unreeling.
- Manufacturer's 2 year warranty

PART #	DESCRIPTION
COX-1123100	Model #112-3-100 - 3/8" ID x 100'
COX-1123150	Model #112-3-150 - 3/8" ID x 150'
COX-112475	Model #112-4-75 - 1/2" ID x 75'
COX-1174225	Model #117-4-225 - 1/2" ID x 225'

1125 SERIES STACKING BRACKETS




Standard Color
Crinkle Black

- For 1125 Series Hose Reels
- Heavy-duty, solid steel construction
- Vertically attaches two 1125 Series reels
- Durable electrostatic powder coat finish
- The 1125-4-100 Hose Reels will not work with these stacking brackets due to the drum width on that model reel.
- #7480-12 has a 12" Drum width
- #7480-18 has an 18" Drum width

NOTE: HOSE REELS ARE NOT INCLUDED.

PART #	DESCRIPTION
COX-748012	#7480-12 - for Model #1125-4-200, 1125-5-100
COX-748018	#7480-18 - for Model #1125-4-325, 1125-5-175

LOCK PIN



- For 1125 Series Hose Reels
- Heavy-duty solid steel construction
- Long handle for easy access, even with gloves on
- Smooth, rounded edges for safety and comfort
- Spring loaded latch ensures solid engagement

PART #	DESCRIPTION
COX-20843	#20843 - Lock Pin for entire 1125 Series

FRONT ENTRY TRIGGER GUN



- ST-810
- 8 GPM flow rate
- 3050 PSI max. pressure
- 3/8" F x 1/4" F, 320° F
- Ideal for car wash, fleet wash, and truck wash operations.

PART #	DESCRIPTION
J06-00162	Trigger Gun
J06-99162	Repair Kit

TRIGGER GUN



- ST-601
- 12 GPM flow rate
- 4000 PSI max. pressure
- 3/8" F x 1/4" F
- 300° F
- Ideal for cleaning vertical and overhead surfaces.

PART #	DESCRIPTION
J06-00113	Trigger Gun
J06-99001	Repair Kit

TRIGGER GUN



Weep Version

- ST-1500 series
- 12 GPM flow rate
- J06-00103-W: 4000 PSI
- J06-00103-HP: 5000 PSI max. pressure
- 3/8" F x 1/4" F, 300° F

PART #	DESCRIPTION
J06-00103-HP	Trigger Gun - #ST-1500 (5000 PSI)
J06-00103-W	Trigger Gun, Weep - #ST-1500W (4000 PSI)
J06-99001-HP	Repair Kit for ST-1500
J06-99103-W	Repair Kit for ST-1500W

TRIGGER GUN



- ST-1100
- 8 GPM flow rate
- 3000 PSI max. pressure
- 3/8" F x 1/4" F
- 300° F

PART #	DESCRIPTION
J06-00121	Trigger Gun
J06-99007	Repair Kit

INLINE HYDRO EXCAVATION GUN



- SA-3240
- 16 GPM flow rate
- 3200 PSI max. pressure
- 1/2" F x 1/2" F
- 300° F
- Horizontal flow through design
- Safer than a ball valve
- Impact resistant trigger guard

PART #	DESCRIPTION
JA6-00294	Inline Hydro Excavation Gun

INLINE HYDRO EXCAVATION GUN



- ST-3240
- 32 GPM flow rate
- 4000 PSI max. pressure
- 1/2" Swivel FPT x 1/2" FPT
- 212° F
- Straight thru gun
- Stainless steel industrial grade
- Comfortable ergonomic handgrip design and reduces fatigue

PART #	DESCRIPTION
JA6-00373	Inline Hydro Excavation Gun

TRIGGER GUN



- ST-2305 Series
- 12 GPM flow rate
- 5000 PSI max. pressure
- 3/8" F x 1/4" F
- 300° F
- Comfort technology designed "easy-pull trigger" and comfortable grip provide ease when working long hours.

PART #	DESCRIPTION
J06-00161A	Trigger Gun - #ST-2305
J06-00161AS	Trigger Gun - #ST-2305 SAFETY ORANGE
J06-99135	Repair Kit

**TRIGGER GUN-
STAINLESS STEEL**

SUTTNER



- ST-2700
- 12 GPM flow rate
- 5000 PSI max. pressure
- 303 SS housing
- 3/8" F x 1/4" F
- 300° F
- All SS components

PART #	DESCRIPTION
J06-00194	Trigger Gun - SS
J06-99194	Repair Kit

TRIGGER GUN

SUTTNER



- ST-2000
- 12 GPM flow rate
- 5000 PSI max. pressure
- 3/8" F x 1/4" F
- 300° F

PART #	DESCRIPTION
J06-00119-HP	Trigger Gun - #ST-2000
J06-99001-HP	Repair Kit

TRIGGER GUN

mecline
HIGH PRESSURE WASHING ACCESSORIES
BY TECOMEC



JA6-00131



JA6-00188

- 8 GPM flow rate
- 4500 PSI max. pressure
- 3/8" F x 1/4" F
- 320° F

PART #	DESCRIPTION
JA6-00131	Trigger Gun - Weep - #MV925-W
JA6-00188	Trigger Gun - #MV925

TRIGGER GUN

mecline
HIGH PRESSURE WASHING ACCESSORIES
BY TECOMEC



- ML955
- 10.6 GPM flow rate
- 5800 PSI max. pressure
- 3/8" F x 1/4" F
- 320° F

PART #	DESCRIPTION
JA6-00288	Trigger Gun - #ML955

TRIGGER GUN

SUTTNER



- ST-2605
- 12 GPM flow rate
- 5000 PSI max. pressure
- 3/8" F x 1/4" F
- 300° F
- Relax-action trigger comfort technology designed trigger system actually helps the operator keep the trigger open.

PART #	DESCRIPTION
J06-00135A	Trigger Gun
J06-99135	Repair Kit

OPEN GUN

SUTTNER



- ST-1500H
- 3/8" F x 1/4" F
- 300° F
- Ideal when unloader is unavailable or for manual start pressure washers.

PART #	DESCRIPTION
J06-00101	Open Gun

TRIGGER GUN



- 21290C
- 10 GPM flow rate
- 5000 PSI max. pressure
- 3/8" F x 1/4" F
- 300° F

PART #	DESCRIPTION
J06-00125	Trigger Gun
J06-99125	Repair Kit

TRIGGER GUN



- M407
- 7 GPM flow rate
- 4000 PSI max. pressure
- 3/8" F x 1/4" F
- 250° F

PART #	DESCRIPTION
JA6-00143	Trigger Gun - #M407

TRIGGER GUN

SUTTNER



- ST-3600
- 21 GPM flow rate
- 8700 PSI max. pressure
- 1/2" F x F
- 300° F
- Stainless steel

PART #	DESCRIPTION
JAG-00142	Trigger Gun
JAG-99142	Repair Kit

TRIGGER GUN

Spraying Systems Co.



- PW4000A
- 10 GPM flow rate
- 4000 PSI max. pressure
- 3/8" F x 1/4" F
- 300° F
- Spraying Systems

PART #	DESCRIPTION
J06-00103A	Trigger Gun

TRIGGER GUN

GIANT
Performance Under Pressure



- 21250B
- 10 GPM flow rate
- 5000 PSI max. pressure
- 3/8" F x 1/4" F
- 300° F

PART #	DESCRIPTION
J06-00156	Trigger Gun w/stainless steel outlet - #21250B

TRIGGER GUN

J.E. ADAMS



- 5030NP
- 12 GPM flow rate
- 4500 PSI max. pressure
- 3/8" F x 1/4" F
- 300° F

PART #	DESCRIPTION
J06-00154	Trigger Gun
J06-99154	Repair Kit

TRIGGER GUN



- 10 GPM flow rate
- 5000 PSI max. pressure
- 3/8" F x 1/4" F
- 320° F
- Xtreme performance



PART #	DESCRIPTION
J06-00158	Trigger Gun
J06-99158	Repair Kit

NEW PRODUCT TRIGGER GUN W/ BUILT IN STAINLESS SWIVEL



- SGS35
- 12 GPM flow rate
- 5000 PSI max. pressure
- 3/8" F Integrated SS Swivel x 1/4" F
- 320° F
- Easy pull

PART #	DESCRIPTION
JA6-00410	Trigger Gun - #SGS35

TRIGGER GUN



- SG35
- 12 GPM flow rate
- 5000 PSI max. pressure
- 3/8" F x 1/4" F
- 320° F
- Easy pull

PART #	DESCRIPTION
JA6-00179	Trigger Gun - #SG35

TRIGGER GUN



- YG1732
- 32 GPM flow rate
- 1950 max. pressure
- 1/2" F x F
- 320° F

PART #	DESCRIPTION
JA6-00160	Trigger Gun
JA6-99160	Repair Kit

TRIGGER GUN - FRONT ENTRY



- YRL20
- 8 GPM flow rate
- 3200 PSI max. pressure
- 3/8" F x 1/4" F
- 320° F

PART #	DESCRIPTION
J06-00159	Trigger Gun
J06-99159	Repair Kit

TRIGGER GUN - SS



- YG4060SS
- 10.5 GPM flow rate
- 4050 PSI max. pressure
- 3/8" F x 1/4" F
- 320° F

PART #	DESCRIPTION
J06-00151	Trigger Gun
J06-99151	Repair Kit

TRIGGER GUN



FOR USE WITH CHLORINE

- YG5000C
- 10 GPM flow rate
- 5000 PSI max. pressure
- 3/8" F x 1/4" F, Ceramic ball will not corrode
- 320° F

PART #	DESCRIPTION
J06-00158-C	Trigger Gun

DUMP GUN W/40" LANCE



- YG3000D
- 10.5 GPM
- 3050 PSI max. pressure
- 3/8" Female inlet

PART #	DESCRIPTION
J06-00106	Dump Gun w/40" Lance (140° F)
J06-00106T	Dump Gun w/40" Lance - Teflon Seat (200° F)
J06-99106	Repair Kit for J06-00106

TRIGGER GUN & LANCE



JA6-00132

JA6-00132B

- YRL56, YRL56L
- 8 GPM flow rate
- 5650 PSI max. pressure
- 3/8" F x 1/4" F
- 320° F
- SS Lance is 42"

PART #	DESCRIPTION
JA6-00132B	Trigger Gun Only - #YRL56
JA6-00132	Trigger Gun & Lance - #YRL56L
JA6-99132	Repair Kit for YRL56

ZPS VENTED GRIP LANCE & TRIGGER GUN/LANCE ASSEMBLY



J06-00158-B Assembly
Includes: Double grip lance, quick connect, and trigger gun



- J06-00104EZ Has double grip.
- 10 GPM @ 5000 PSI
- 1/4" M x M
- 300° F
- Straight, seamless tubing

PART #	DESCRIPTION
J06-00104EZ	42" Vented Grip ZPS Lance
J06-00158-B	42" Trigger Gun/Lance Assembly - Complete

TRIGGER GUN



- DGE5010
- 10.5 GPM flow rate
- 5000 PSI max. pressure
- 3/8" F x 1/4" F
- 320° F



PART #	DESCRIPTION
JA6-00276	Trigger Gun
JA6-99276	Repair Kit

COMPENSATING GUN - (SAFETY ORANGE)



- DCG5010SO
- 10.5 GPM flow rate
- 5000 PSI max. pressure
- 3/8" F x 1/4" F
- 320° F
- Unique design compensates for changes in pressure
- Trigger designed for low fatigue - allows for continued use without tiring hand
- All flow passages designed for minimum pressure drop - maximum flow
- Fluorocarbon seals for maximum high temperature performance
- Large comfortable hand grip to accommodate work gloves
- Additional venting for excellent high temperature performance
- Durable glass-filled housing and ABS trigger
- High visibility safety orange



PART #	DESCRIPTION
JA6-00374	Trigger Gun
JA6-99374	Repair Kit

GUN/LANCE ASSEMBLY WITH 1/4" QD



JA6-00273



JA6-00274

- JA6-00276 Gun (3/8" F x 1/4" F)
- Zinc Plated Steel Lance with molded grip
- 10.5 GPM
- 5000 PSI
- 320° F

PART #	DESCRIPTION
JA6-00273	24" Molded Grip – with 1/4" F QD outlet
JA6-00274	36" Molded Grip – with 1/4" F QD outlet

GUN/LANCE COMBO - TWO GUN (USER SAFETY)



JA6-00189-B



JA6-00189

The rear entry gun has a snap lock spring that always kicks the trigger into lock position when not in use which protects the user from pulling the trigger by accident. The assembly has a straight trigger gun that would need to be pulled as well to operate and spray. If the operator were to fall, most likely one hand would break away and the trigger gun will stop spraying preventing an accident. The lance features a swivel action so the operator can place it in their own comfort position which can be locked with a set screw to the lance.

- 10.5 GPM flow rate, 3/8" F x 1/4" F, 300° F
- 5000 PSI max. pressure (**JA6-00189 Gun Only**)
- 4000 PSI max. pressure (Lance Ass'y)

PART #	DESCRIPTION
JA6-00189	Trigger Gun w/Snap Lock
JA6-00189-B	Wand Ass'y - 36" - Dual Gun

* Wands 72" and Longer is Excluded from Free Freight Program

CHROME-PLATED VENTED GRIP LANCES



- 10 GPM
- 4000 PSI max. pressure
- 1/4" M x M
- 320° F

PART #	DESCRIPTION
J06-00324	36" Vented Grip Lance - #DL36VCS (one grip)
J06-00325	48" Vented Grip Lance - #DL48VCS (one grip)

ZINC PLATED STEEL/NICKEL CHROME PLATED STEEL NON-INSULATED LANCES



- 10.5 GPM flow rate
- 1/4" M x M
- 12" - 48" are Zinc Plated Steel
- 60" & 79" are Nickel Chrome Plated Steel w/rolled threads
- 300° F
- Straight, seamless tubing

PART #	DESCRIPTION
J06-00179	12" Non-insulated Lance - 4000 PSI rated
J06-00180	18" Non-insulated Lance - 4000 PSI rated
J06-00181	24" Non-insulated Lance - 4000 PSI rated
J06-00182	36" Non-insulated Lance - 4000 PSI rated
J06-00183	48" Non-insulated Lance - 4000 PSI rated
J06-00195	60" Non-insulated Lance - 6000 PSI rated
*J06-00196	79" Non-insulated Lance - 6000 PSI rated

GP STAINLESS STEEL DUAL LANCE



- 10.5 GPM flow rate
- 3650 PSI max. pressure
- 1/4" M x (2) 1/4" F
- 320° F
- Side handle

PART #	DESCRIPTION
J06-05253	41" Dual Lance - #YDL41SSB
J06-995253	O-ring Repair Kit - #Y41.0419.24

STAINLESS STEEL VENTED GRIP LANCES



- 10.5 GPM flow rate
- 4000 PSI max. pressure
- 1/4" M x M
- 15° Bend @ lance end
- Seamless tubing
- 300° F

PART #	DESCRIPTION
J06-00169	27.5" SS Vented Grip Lance (one grip)
J06-00170	35.5" SS Vented Grip Lance (one grip)
J06-00171	47.5" SS Vented Grip Lance (two grips)
J06-00172	59" SS Vented Grip Lance (two grips)
*J06-00173	79" SS Vented Grip Lance (two grips)

GP DUAL LANCES



J06-00123A, JA6-00391: w/ 1/4" QD & 1/4" M 65 Deg. #40 Brass Soap Tip

- 10.5 GPM flow rate
- 3000 PSI max. pressure
- 1/4" M x (2) 1/4" F
- 284° F
- Side handle
- Zinc plated steel

PART #	DESCRIPTION
J06-00123A	36" Dual Lance - #ZZDBL (DELUXE - 100673)
J06-00274	36" Dual Lance - #ZZDBL
*J06-00266	72" Dual Lance - #ZZDBL72
*JA6-00391	72" Dual Lance - #ZZDBL72 (DELUXE - 100752)
J06-99266	Valve/Handle Repair Kit - #ZZDIS

CHROME-PLATED ROUND MOLDED GRIP LANCES



- 10.5 GPM
- 4000 PSI max. pressure
- 1/4" M x M
- 302° F

PART #	DESCRIPTION
J06-00330	28" Molded Grip Lance (one grip)
J06-00331	36" Molded Grip Lance (one grip)
J06-00332	47" Molded Grip Lance (two grips)
J06-00333	59" Molded Grip Lance (two grips)

* Wands 72" and Longer is Excluded from Free Freight Program

ZINC PLATED STEEL VENTED GRIP LANCES



- 10.5 GPM, 4000 PSI
- 1/4" M x M
- 15° Bend lance end
- Seamless tubing
- 300° F

PART #	DESCRIPTION
J06-00164	27.5" Vented Grip Lance (one grip)
J06-00165	35.5" Vented Grip Lance (one grip)
J06-00166	47.5" Vented Grip Lance (two grips)
J06-00167	59" Vented Grip Lance (two grips)
*J06-00168	79" Vented Grip Lance (two grips)

SUTTNER DUAL LANCE



ST-53



ST-54

- 12 GPM flow rate
- ST-53: 3625 PSI max. pressure
- ST-54: 4500 PSI max. pressure
- 1/4" M x (2) 1/4" F
- Includes: Brass low pressure soap nozzle 65 Deg., #30
- Zinc plated steel
- 300° F

PART #	DESCRIPTION
J06-00253	Dual Lance w/side handle - #ST-54 (38"L) (STANDARD - WITH BEND ON END)
J06-00253NB	Dual Lance w/side handle - #ST-54 (38"L) (NO BEND ON END)
JA6-00182	Dual Lance w/side handle - #ST-54 (48"L)
J06-99253	Valve/Handle Repair Kit for ST-54 - #200054492
J06-99253A	Handle Repair Kit for ST-54 - #200054450
J06-00289	Dual Lance w/top knob - #ST-53 (38"L)
J06-99289	Handle Repair Kit for ST-53 - #120000005
J06-99289A	Valve Body Kit for ST-53 - #120000010

FLEX WANDS



- 2500 PSI max. pressure
- 11" Grip - Molded insulated
- Galvanized Steel
- 200° F

PART #	DESCRIPTION
JA6-00115	Flex Wand - 18" - 1/4" M x 1/4" M
JA6-00116	Flex Wand - 18" - 1/4" M x 1/8" F
JA6-00113	Flex Wand - 24" - 1/4" M x 1/4" M
JA6-00117	Flex Wand - 24" - 1/4" M x 1/8" F

ZINC PLATED STEEL MOLDED GRIP LANCES



- 10.5 GPM
- 1/4" M x M
- Straight, seamless tubing
- 300° F

PART #	DESCRIPTION
JA6-00164	12" Molded Grip Lance (one grip) - 5000 PSI Rated
J06-00174	24" Molded Grip Lance (one grip) - 5000 PSI Rated
J06-00175	36" Molded Grip Lance (one grip) - 4000 PSI Rated
J06-00176	48" Molded Grip Lance (two grips) - 5000 PSI Rated
J06-00177	59" Molded Grip Lance (two grips) - 5000 PSI Rated
*J06-00178	79" Molded Grip Lance (two grips) - 4000 PSI Rated

SUTTNER'S PUSH & PULL LANCE



- ST-85
- Ideal for hard to reach applications such as gutters, underneath fender wells, truck bellies, and heavy equipment.
- Vented grip can be pulled to make lance angle up to 90 degrees.
- "Pump action" allows for quick angle change for hard to reach areas.
- Each desired angle remains stationary until adjusted.
- Hard soft nozzle protector
- 3050 PSI
- 1/4" F x 1/4" F
- 300° F

PART #	DESCRIPTION
JA6-00111	Push & Pull Lance - 34" Zinc Plated Steel

NEW PRODUCT

STAINLESS STEEL MOLDED GRIP LANCES

* Wands 72" and Longer is Excluded from Free Freight Program



- 10.5 GPM
- 5000 PSI
- 1/4" M x M
- 300° F

PART #	DESCRIPTION
JAG-00369	28" Molded Grip Stainless Steel Lance
JAG-00370	36" Molded Grip Stainless Steel Lance
J06-00115A	48" Molded Grip Stainless Steel Lance
*JAG-00371	79" Molded Grip Stainless Steel Lance

SUTTNER STAINLESS STEEL DUAL LANCE SUTTNER



- ST-54.2
- 12 GPM flow rate
- 5800 PSI max. pressure
- 1/4" M x (2) 1/4" F
- Includes: Brass low pressure soap nozzle 65 Deg., #30, 302° F
- High pressure spray contractors choice
- Features comfortable ergonomic shaped cool & compact molded grip resistant to heat
- All stainless steel construction
- Suitable for corrosive chemicals

PART #	DESCRIPTION
JAG-00372	Dual Lance w/side handle - (38.5" L)

DUAL LANCE - STAINLESS STEEL

NEW PRODUCT



REPAIR KIT



Low to High
Only 1 complete turn. Do not try to rotate the handle further because it can cause damage.

- 12 GPM flow rate
- 4100 PSI max. pressure
- 1/4" M x (2) 1/4" F
- 300° F
- Vented durable plastic grip
- Includes nozzle protector and 65 Degree #40 brass soap tip

This is the improved version of the old design J06-00152. The greatest change has been the internals of the valve which are now far more robust than older models. The valve stem is now 50% larger and features only 3 coarse threads measuring 3 mm at their thickest point. **This change allows for a single turn to open** and virtually eliminates the risk of stripping the brass threads which can occur with the fine threading of other dual lance stems. Coupled with a spring clip instead of a retaining nut to hold the stem in place, this dual lance has been developed with enhanced quality to last longer in the field.

PART #	DESCRIPTION
JAG-00446	Dual Lance - 42"
JAG-99446	Repair Kit

SIDE HANDLE FOR LANCE



Durable rubber design – not made of cheap plastic!

PART #	DESCRIPTION
J06-00291	Side Handle for 1/4" Lance

SIDE HANDLE FOR LANCE



- Adjustable
- C-Clamp Design

PART #	DESCRIPTION
JAG-00296	Side Handle for 1/4" Lance

LANCE NOZZLE COUPLER



- White zinc plated steel
- 1/4" F x 1/4" F
- 5000 PSI rated
- Place on end of lance to change lance to FPT for connecting MPT nozzles.

PART #	DESCRIPTION
JAG-00165	Lance Nozzle Coupler - 1/4" F x 1/4" F

LANCE SAVER



- Zinc plated steel
- 1/4" M QC Plug x 1/4" F
- 5500 PSI rated
- Add this item to your lance - with the extra depth it adds strength helping to prevent the breaking of threads.

PART #	DESCRIPTION
JAG-00187	Lance Saver - 1/4" M QC Plug x 1/4" F

SPRAY-FLEX WAND



SPRAY-FLEX



- 13" Stainless Steel
- 1/4" F x 1/4" M
- 210° F
- 90° Flexibility - Keeps its shape under pressure!
- Works w/any tip & pressure washing wand.

PART #	DESCRIPTION
J06-00198	Spray-Flex Wand - 3000 PSI
JAG-00135	Spray-Flex Wand - 5000 PSI

“GIRAFFE” FIBERGLASS TELESCOPING WANDS



12'



Wand Belt



18'/24'



Gutter Cleaner

No need for scaffolding – try an Extension Wand instead!

***Available in 12', 18' & 24' Lengths**

- Replace or service gun and lance with ease!
- Completely rebuildable design!
- Wand belt available which reduces operator fatigue
- Large threads in locking mechanism reduce lock-up
- Fiberglass pole w/aluminum wand, 1/4" Hose
- The “Giraffe” extension wands operate with minimal pressure loss. This means that they may be used with downstream chemical injectors. In order to draw chemical, you must have a downstream chemical injector on the pressure washer.
- 10.5 GPM max. flow, 4000 PSI max. pressure, 195° F
- 1/4" QC Socket for easy nozzle changes
- Shipping weights: 12' = 9.2 lbs., 18' = 11.6 lbs., 24' = 14.2 lbs.

PART #	DESCRIPTION
J06-01193	12' Fiberglass Telescoping Wand - #DLTG12
J06-01193-04	Trigger Gun - Replacement - #DG4000TS12
J06-01194	18' Fiberglass Telescoping Wand - #DCLTG18 "C in part # indicates compensating gun"
J06-01194-01	Trigger Gun - Replacement - #DCG4000TS18 "C in part # indicates compensating gun"
J06-01195	24' Fiberglass Telescoping Wand - #DCLTG24 "C in part # indicates compensating gun"
J06-01195-03	Trigger Gun - Replacement - #DCG4000TS "C in part # indicates compensating gun"
J06-01196	Wand Belt - Adjustable to fit all sizes of wands
J06-01188	Gutter Cleaner w/quick connect

UNDERCARRIAGE WASHER



- 5000 PSI max. pressure, 250° F
- Small, compact, affordable
- Quick connect your wand to the undercarriage washer, add your choice of spray nozzle, and you are ready to go!
- Manufactured by Alkota

Wand & Nozzle not Included

PART #	DESCRIPTION
UCW-99001	Undercarriage Washer

UNDERCARRIAGE CLEANER



- The Aqua Storm offers the ability to pivot the spray deck which allows for multiple cleaning angles. The adjustable angles allow for “all around” cleaning on construction equipment, fleet vehicles, boats, or agricultural machines using just one model undercarriage cleaner. This unit can be used with either hot or cold pressure washers. Deck adjustment from 0° to maximum 90°.
- Three flat free swivel casters make your cleaning job easier with full range of motion, allowing you to maneuver even on rough surfaces.
- 2 SS EG Series 0003 nozzles, Guard plate included
- 4000 PSI max. pressure
- 3/8” FNPT inlet
- 8.9” Minimum clearance, 57.3 lbs.
- 250° F

PART #	DESCRIPTION
SC-UCC21	Aqua Storm - 21”

UNDERCARRIAGE CLEANER



- Aqua Storm 2 (HUR-520)
- 2 SS 1503 nozzles
- 4000 PSI max. pressure
- 3/8” FNPT inlet
- 6.5” Minimum clearance
- 250° F
- Non Adjustable Angles

PART #	DESCRIPTION
SC-HUR520	Aqua Storm 2 - 21”

UNDERCARRIAGE CLEANER



Black Color

- This vehicle undercarriage washing system takes the bending out of cleaning the bottom of all types of vehicles. Easy maneuverability & portability make it a great tool for the shop or home. It eliminates the need to crawl underneath a vehicle.
- To clean other areas, just simply move as necessary to clean any other portion of the under-side that you wish. This unit is built to withstand pressures of up to 4000 psi and 250 degrees of temperature (steam or heated water). It uses a single rotating assembly with 4 nozzles (2 - 002's and 2 - 1502's). The telescopic handle, which is 33" to 60", folds down and the gun is included.
- This product cuts, cleans, and rinses all at the same time. It does a remarkable cleaning job once the chemicals and heat are flowing through it, although a cold water cleaning is still quite impressive. The swivels are heavy duty, sealed and self-lubricating, which eliminates the need for upkeep.

PART #	DESCRIPTION
SCBF-002	Vehicle Undercarriage Washing System - 5.5" tall, 24" square frame

UNDERCARRIAGE CLEANER



Black Color

- This undercarriage cleaner has 10” flat free tires, front caster, ST-2305 gun, handle assembly, has extra hole for clevis pin, and has a plastic guard to protect the spray bar.
- Proprietary to Alkota
- 3/4” Axle
- 4000 PSI max. pressure
- 3/8” FNPT inlet
- Uses 4 nozzles (2) 1/8” M 15 Deg. #2 and (2) 1/8” M 0 Degree #2
- 10” Minimum clearance
- Machine dimensions: 29” L x 15” W x 44” H
- Shipping weight: 66 lbs.
- 250° F

PART #	DESCRIPTION
SCBF-005	Undercarriage Cleaner - 10” tall

SURFACE CLEANER W/FLUID RECOVERY "GRAFFITI REMOVER"



- For industrial applications
- 8" SS Housing
- 5000 PSI max. pressure
- 3/8" F inlet
- (2) 1503 nozzles
- (2) 1/8" FNPT rotor arms
- Weight - 6 lbs.
- 250° F
- 2" Vac Port

Trigger Gun Included

PART #	DESCRIPTION
SC-FLABB200	8" SS Graffiti Remover - #FL-ABB200

SURFACE CLEANER W/FLUID RECOVERY mosmatic



SC-FLAH520



SC-FLAH750

- 5000 PSI max. pressure
- 3/8" F inlet
- 4 SS, rubber treaded casters
- Height adjustable
- 250° F

FL-AH520:

- (1) 2" Vac port
- (2) 1503 nozzles included
- (2) 1/8" FNPT Rotor Arms
- Weight: 35.5 lbs.

FL-AH750:

- (2) 2" Vac ports
- (3) 1503 nozzles included
- (3) 1/8" FNPT Rotor Arms
- Weight: 51.8 lbs.

PART #	DESCRIPTION
SC-FLAH520	21" SS Surface Cleaner
SC-FLAH750	30" SS Surface Cleaner

SURFACE CLEANER WITH ALUMINUM HOUSING



Black Color

- 8 GPM - 24": 3 GPM minimum, 30": 4 GPM minimum
- 4000 PSI - 24": 1600 PSI minimum, 30": 2000 PSI minimum
- 24": (2) 1/4", 15025 nozzles included
- 30": (2) 1/4", 1503 nozzles included
- 2000 RPM, Weight: 24" = 45 lb., 30" = 50 lb., 200° F
- Aluminum housing - built for rugged use, stainless steel swivel
- Reduces cleaning time, Quality cleaning job every time
- Quick attaches to your pistol wand for convenience and minimum set-up time. Ease of operation lessens operator fatigue

PART #	DESCRIPTION
SCSE-001	24" Surface Cleaner
SCSE-002	30" Surface Cleaner

COMMERCIAL SURFACE CLEANER



- 30" Stainless Steel
- 4000 PSI max. pressure
- 3/8" F inlet
- 4 SS casters
- (3)1503 Nozzles included
- 1/8" F rotor arms
- 250° F
- Weight: 34.1 lbs.

PART #	DESCRIPTION
SC-FLCR750	30" SS Surface Cleaner - #FL-CR 750

SURFACE CLEANER



- 3-8 GPM
- 1500-4000 PSI
- 3/8" F inlet
- Mosmatic swivel
- 4 Adjustable height wheel casters
- Anti-fatigue trigger gun
- (2) 1502 nozzles included
- 250° F
- Weight: 24 lbs.

PART #	DESCRIPTION
SC-FLOR520ALK	21" SS Surface Cleaner

WATER BROOM



16" in action



12"

- 12" = 3 GPM, includes (3) nozzles, 3.5 lbs.
- 16" = 4 GPM, includes (4) nozzles, 4.5 lbs.
- 4000 PSI max. pressure
- Connection: 1/4" Quick-Disconnect Plug
- Used for cleaning vast surfaces quickly.

PART #	DESCRIPTION
SCBE-004	Water Broom - 12"
SCBE-005	Water Broom - 16"

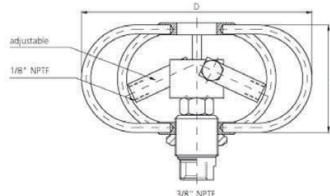
SURFACE CLEANER W/FLUID RECOVERY mosmatic



- Gun & Wand Included
- 4000 PSI max. pressure
- 3/8" F inlet
- (2) 1503 nozzles included
- 2" Vac port
- 250° F
- Weight: 12.3 lbs.

PART #	DESCRIPTION
SC-FLAER300	12" SS Surface Cleaner

ADJUSTABLE DUCT CLEANER




Adjustable arms allow different spray angles. Perfect for 360° cleaning.

- Alkota duct cleaners are specially designed to clean ducts, trash chutes, vents, restaurant hoods, tanks, and more. They are made of corrosion resistant materials and ss self lubricated bearings.
- The newly improved carbide swivel offers the highest quality Swiss made craftsmanship.
- Requires (2) 1/8" nozzles - not included, SS cage
- 3/8" F Water Inlet, 4000 PSI, 2000 Max. RPM, 250° F

PART #	DESCRIPTION
NEW PRODUCT J06-01006	Adjustable Duct Cleaner - 3" Dia., 2.4" H
J06-01001	Adjustable Duct Cleaner - 6" Dia., 2.8" H
NEW PRODUCT J06-01009	Adjustable Duct Cleaner - 12" Dia., 2.8" H
J06-01003	Adjustable Duct Cleaner - 16" Dia., 2.8" H

NEW INDUSTRIAL DUCT CLEANER



- Up to 8 GPM
- 1500 PSI Minimum Pressure
- 4000 PSI Maximum Pressure
- 1/4" F Inlet
- (2) 25" x 2.0 nozzles (included)
- Material: 304 SS
- Max. Temperature Up to 180° F

PART #	DESCRIPTION
JA6-00464	Duct Cleaner

FIBERGLASS HANDLES



Telescoping version



Straight handle version

- Strong, lightweight, and durable - built to industrial quality standards
- Non-slip finish for a secure and comfortable hold
- Threaded metal tip is solid aluminum zinc alloy casting for greater strength, 3/4" Acme thread - for use w/brushes, brooms, etc...
- Telescoping versions: 2 sections w/dual locking system (external lock and internal lock) to ensure a secure handle lock, cushion grip

PART #	DESCRIPTION
J06-00339	4' to 8' Telescoping Handle
J06-00340	6' to 12' Telescoping Handle
J06-00363	4' Straight Handle
J06-00364	5' Straight Handle
J06-00365	6' Straight Handle


CAR/TRUCK WASH BRUSH



- Foam brush
- Plastic oval head
- Black nylon bristles
- 1/2" F Inlet

PART #	DESCRIPTION
J06-00360	Flat Style Brush

CAR/TRUCK WASH BRUSHES



Brush Bristles: Green Nylex - safe on surfaces yet durable enough for those tough cleaning jobs! Not for use with acids.

Dual Surface Brush: features a split brush shape with two position bristle trim. Made on 10" solid foam block with 3/4" standard threaded handle hole.



Flat Style Brush: Made on 10" plastic block with a protective vinyl bumper with one 3/4" standard threaded handle hole and one tapered handle hole.

Durable and last longer than typical brushes!

PART #	DESCRIPTION
J06-00326	Flat Style Brush w/Blue Vinyl Bumper (2 - 3/8" Trim Size)
J06-00327	Special Shaped Dual Surface Brush (2 - 1/4" Trim Size)


ROTATING BRUSH



- 1/4" Male inlet, Nozzle: .12 in. (3 mm)
- 435 PSI max. pressure, 140° F max. temp.

PART #	DESCRIPTION
J06-00299	Rotating Brush - Natural Bristle


WET, INDUSTRIAL-DUTY SAND BLAST KIT



- Optimal performance range of 4 GPM at 3000 PSI to 8 GPM at 5000 PSI
- 1/4" Plug Inlet, bolt hex head type screw
- Kit includes: mixing head, tungsten carbide nozzle, 25' poly braid hose, & probe
- Note - Use 0° nozzle - not included

PART #	DESCRIPTION
J07-00111	Wet Sand Blast Kit
J07-00111-03	Tungsten Carbide Nozzle - Replacement

HOSE TROLLEY KIT



- Wash Bay Trolley up to 200' which would be 100' on each side of the vehicle for a dual cable trolley system.
- The Alkota hose trolley kit keeps the hose off the ground and out of grease and oil. It reduces hose damage from kinking and being run over and also increases worker safety.
- Great for wash bays - no booms required.
- Hose trolleys ride on the cable for free movement back and forth in the bay.
- Hose, gun, wand, brackets are NOT included.
- This hose trolley kit includes the following:
 - (8) Hose Trolleys
 - (4) Eye Bolts
 - (2) Turnbuckle Eye Hooks
 - (8) Lock Nuts
 - (4) Expansion Shield Anchors
 - (6) Cable Clamps
 - (4) Wire Rope Thimbles
 - 220' Galvanized Wire Rope Cable
- For 3/8" or 1/2" ID Hose

PART #	DESCRIPTION
HTS-99000	Hose Trolley Kit
NEW PRODUCT HTS-99000-SS	Hose Trolley Kit (Stainless Steel)

CEILING BOOM INLINE



- Self service car wash solution featuring a single ceiling boom. The high pressure wand/ceiling boom features continuous rotation for the car wash user. The wand will be parked on one side of the wash bay.
- Polished stainless steel, tough design
- Self lubricated ball bearing
- High quality swivels
- Insulated high pressure hose
- Hose protection/tension relief
- Throughput medium: pH 3 - 12
- Ready to use!
- 360° Rotation
- 4000 PSI max. pressure
- 3/8" F inlet (top & side)
- 3/8" F outlet
- 250° F



Stainless Steel Construction

Items are dropship from factory only and is excluded from free freight program.

PART #	DESCRIPTION
J06-DKP66039	Ceiling Boom - 6' 3"
NEW PRODUCT J06-DKP66059	Ceiling Boom - 7' 5"
J06-DKP66089	Ceiling Boom - 9' 10"

ADJUSTABLE FOAM CANNON



New Stand Up Easy Grip Bottle
Easy to Assemble & Disassemble for cleaning
Patented Two-Stage adjustable nozzle
Stainless Steel preinstalled filter

- Adjustable spray pattern (horizontal or vertical)
- Adjustable fan blades (jet-wide)
- Adjustable chemical injection knob
- 1.8 - 5.3 GPM
- 1100 - 5000 PSI
- 1/4" M22 adaptor and 1/4" QC plated steel plug
- 140° F
- 1.25 mm (3.5) nozzle installed
- 1.1 mm (3.0) nozzle included in a bag
- Single cast plated brass body
- Ergonomic easy grip 1 Liter bottle

PART #	DESCRIPTION
JAG-00315	Adjustable PF22 Foam Cannon
JAG-00315-01	1 Liter Replacement Bottle
JAG-99315	Repair Kit (Includes Filter, Pin, and 2 Seal Rings)

ADJUSTABLE FOAM CANNON



- 5.3 GPM
- 5000 PSI max. pressure
- 1/4" M22 adaptor and 1/4" QC plated steel plug
- 140° F
- 1.25 mm (3.5) nozzle installed
- 1.1 mm (3.0) nozzle included in a bag
- 1 Liter bottle
- Over 20' of dense foam jet

PART #	DESCRIPTION
J06-00350	Adjustable Original Foam Cannon
J06-00350-01	1 Liter Replacement Bottle
J06-00358-01	SS Screen

GENERAL PUMP FOAM CANNON



YLS12T



YLS12

- 6.6 GPM flow rate
- 3200 PSI max. pressure
- 1/4" Female inlet
- 140° F
- 1.5 mm orifice
- Brass meter valve

PART #	DESCRIPTION
J06-00310	Foam Cannon w/Injector - #YLS12
J06-00311	Foam Cannon w/Injector & 1 Qt. Tank - #YLS12T



NEW PRODUCT

ALKOTA CURTAIN WALLS




Single Curtain:
Use a single Original Curtain Wall for instant lateral separation between tasks.



Two-Sided Curtain:
Create an L-shaped partition to segment off a corner of your building as separate space.



Three-Sided Curtain:
Add a 3 sided curtain wall to one of your permanent building walls to create a private room.



Four-Sided Curtain:
Build an entirely standalone room using a 4-sided curtain wall for modular space design.

Alkota Curtain Walls are manufactured in the USA. Our curtain wall system can be made up to 100' high in any width, and come standard with these premium features:

1. **2" industrial strength velcro sewn in edges** provide a tight seal to adjacent curtain walls.
2. **Upper curtain panel provides a barrier** between your spaces for the remainder of the height.
3. **All seams are double lock stitched**, maximizing the durability of your industrial curtain wall.
4. **Clear window section maximizes lighting and visibility** for safety on both sides of the curtain.
5. **Lower curtain panel provides a barrier** from window down to your floor to separate areas.
6. **Chain weight sewn in lower pocket** keeps your curtain wall securely positioned and stable.




Filter Panel
Easily removable & replaceable filter panels available in 2' x 4' or 4' x 4' sizes, reinforced with a nylon scrim pattern.



Strip Door
Add an easy pass-through strip door within your curtain wall while maintaining separation, available in various sizes.



Upper Valance Panel
Create a seal between your hanging track and ceiling to maximize spatial separation. Great for sloped ceilings!



Floor Sweep
6" replaceable vinyl piece to seal the gap between your curtain wall and your floor. Perfect for uneven floors!



Wind Ties (Clip or Velcro)
Secure your curtain walls in cases where wind or negative pressure is present. Easy to fasten/release when needed.

For more information please **contact** your sales representative.

FOAMER-HIGH TEMPERATURE



- 1/4" F inlet
- 200° F Max.
- Aluminum body w/SS orifice
- Includes (2) 1/4" M spray tips: 050 & 060

PART #	DESCRIPTION
J06-00309	Foam Nozzle

HEAVY DUTY STAINLESS MATT CLAMP



- Channel Type, 1/8" x 1 1/2" Base
- Durable Block - made from urethane
- SS Spring, Welded Axle
- Formed Top, Heavy Decal
- Built tough for the environment it's used in!



PART #	DESCRIPTION
Z01-00171	Matt Clamp - Red

CHEMICAL PUMP



- Siphons from 15-55 Gallon Drums
- Siphoning is controlled by air vent on top.
- Construction: Polyethylene body & polypropylene suction tube
- Handles: gasoline, kerosene, light oils, detergents, mild acids, water base fluids, and methanol

"Super Duty" - siphons 7 GPM
Every pump is 100% tested by the manufacturer!

PART #	DESCRIPTION
Z09-00060	Chemical Pump - siphons from 15-55 Gal. Drums

HOT CAP RAIN GUARD



Protect your investment with a Hot Cap Rain Guard!

- Size: 8" or 10"
- Material: 18 Gauge Steel
- Black
- Made in USA



PART #	DESCRIPTION
Z01-00136	8" Rain Guard - HOTCAP8
Z01-00137	10" Rain Guard - HOTCAP10

SUTTNER FOOT ACTUATED VALVE



- 8 GPM flow rate, 3000 PSI max. pressure
- 3/8" F x 1/4" F, 320° F
- Protective housing is heavy gauge steel construction for durability and stability.
- Foot controlled so both hands are free to work

PART #	DESCRIPTION
Z09-00057	Foot Actuated Valve
J06-99162	Repair Kit - Piston/Seat

SUTTNER FOOT ACTUATED VALVE



Internal View of Foot Valve



Foot Valve With Hose




NOTE: HOSE IS NOT INCLUDED WITH FOOT VALVE.

- Foot controlled so both hands are free to work.
- Inlet/Outlet positioned to help keep hose out of the way.
- Pedal and valve are in protective housing.
- Heavy gauge steel construction for durability and stability.
- 12 GPM, 3/8" FNPT Inlet x 1/4" FNPT Outlet, 14 lbs.

PART #	DESCRIPTION
Z09-00062	5000 PSI Foot Actuated Valve w/ST-2305
J06-99135	Repair Kit

GP INDUSTRIAL FOOT ACTUATED VALVE



- DFV5010
- 10 GPM flow rate
- 5000 PSI max. pressure
- 3/8" F x 1/4" F
- 320° F
- Offers hands-free operation
- Sturdy heavy-gauge steel construction
- Powder coated for durability
- Reliable design
- Protected pedal guards against accidental activation

PART #	DESCRIPTION
Z09-00124	Industrial foot valve

SCALTRON - SCALE REDUCER UNITS & CARTRIDGES



Scaltron Unit



Replacement Cartridge

- Protects against mineral scale & staining
- SC-50 & SC-100: Waterflow – Up to 10 GPM
Max. Press. Head & Sump - 55 PSI
Max. Temp. Head & Sump - 120° F
Line Size – 1/2" to 3/4"

FOR USE ON COLD WATER LINES.

PART #	DESCRIPTION
Z14-OSC50	Medium Volume Water Usage (50,000 Gallon) SC-50
Z14-OSC100	Large Volume Water Usage (100,000 Gallon) SC-100
Z14-RSC50	Replacement Cartridge for SC-50 Unit
Z14-RSC100	Replacement Cartridge for SC-100 Unit

WHEEL BEARING



- 5/8" Wheel Bearing

PART #	DESCRIPTION
G02-00008-2	5/8" Wheel Bearing

INFLATABLE (PNEUMATIC) TIRES W/STEEL RIMS



G02-10016C



G02-00018A



Stud



Turf

- 2-Ply, 300 lb. Load rated
- 3 3/4" Offset hub, White
- Wheels inflatable tube type tires w/grease zerks
- G02-00018A:**
- 4.10/3.50-4, Stud tread, 5/8" ID Ball bearing
- G02-10016C:**
- 13/5.00-6, Turf tread, 3/4" ID Ball bearing

PART #	DESCRIPTION
G02-00018A	Tire & Rim Assembly - 10" H x 3.5" W, 4" Dia. Rim
G02-00008-1	Replacement Inner Tube for G02-00018A
G02-10016C	Tire & Rim Assembly - 13" H x 5" W, 6" Dia. Rim w/3/4" ID Ball Bearing

NEW PRODUCT **FLAT FREE TIRE**



- Designed for Alkota Caster Wheel Kit
- 3/4" Bearing, Centered Hub, Gray Wheel Rim
- Flat Free Tire w/Sawtooth Pattern
- 250 lb. Load Capacity

PART #	DESCRIPTION
G02-00080	Tire and Rim Assembly 8" H X 2" Wide, 4" Dia Rim

FUEL CAPS



Back Side



Front Side

- Filler Caps
- Vented Dome

PART #	DESCRIPTION
Z01-00084	Filler Cap - 2 1/2" OD Size
Z01-00088-1	Filler Cap - 2.88" OD Size (Old Style)

LIQUID LEVEL FUEL GAUGES



- **Y02-00030, Y02-00031:**
2 9/32" Quarter turn bayonet lock Vented
- **Y02-00061, Y02-00122:**
2 1/4" buttress thread
- **Y02-00086, Y02-00087:**
Ratchet 225

PART #	DESCRIPTION
GASOLINE FUEL ONLY	
NEW PRODUCT Y02-00086	18" Gauge - Threaded Version - Non Vented
NEW PRODUCT Y02-00087	10" Gauge - Threaded Version - Non Vented
DIESEL FUEL ONLY	
Y02-00061	9 1/2" Gauge - Threaded Version - Vented
NEW PRODUCT Y02-00122	14" Gauge - Threaded Version - Vented Cap
Y02-00030	9-1/2" Gauge - Bayonet Lock Version - Vented
Y02-00031	18" Gauge - Bayonet Lock Version - Vented

FLAT FREE TIRE



- Flat Free
- 200 lb. Load rated
- 3 3/4" Offset hub
- 3/4" ID Ball bearing
- Silver, polypropylene
- 13/5.00-8
- Turf urethane

PART #	DESCRIPTION
G02-00074	Tire & Rim Assembly - 13" H x 5" W, 8" Dia. Rim

FLAT FREE TIRE



- Flat Free
- 250 lb. Load rated
- 2.25" Offset hub
- 3/4" ID Ball bearing
- Polypropylene rim
- Polyurethane tire
- 10.3/3.2-9
- Sawtooth tread

PART #	DESCRIPTION
G02-20020	Tire & Rim Assembly - 10.3" H x 3.2" W, 9" Dia. Rim

BACKPACK SPRAYER



- Comes with a lever action piston pump, a quick fitting harness, four spray tips, and complete spare parts kit and viton seals
- For use with insecticides, pesticides, water, fertilizer, or for just killing weeds
- Can run most cleaners through it, but do not use with acid or degreasers
- Ergonomically designed tank
- Wide mouthed tank lid opening for less spillage
- Easily convert from left hand to right hand operation
- Built-in carry handle for easy transport
- Lance clips to side of tank for convenient storage
- Built-in strainers and screen to help prevent clogging
- Quality viton seals
- Capacity - 4 Gal.
- Pressure - 15 - 90 PSI

PART #	DESCRIPTION
CP-00075	Backpack Sprayer - 4 Gal.

HANDHELD SPRAYERS



CP-00074



CP-00073, CP-00226

- For use with cleaning chemicals, insecticides, pesticides, water, fertilizer, or for just killing weeds
- Can run most cleaners through these, but do not use with acid or degreasers
- Lightweight and easy to use
- Single conical spray tip
- Pressure relief valve
- Handle action piston pump
- Large mouth for easy filling
- Ergonomic handle

• **CP-00073:** Capacity - 1.2 Liter/. 32 Gallon

• **CP-00226:** Capacity - 2.0 Liter/.51 Gallon

• **CP-00074:**
Capacity - 6.5 Liter/1.7 Gallon
Includes shoulder strap, 48" chemical resistant hose, and 18" spray wand.

PART #	DESCRIPTION
CP-00073	Handheld Sprayer - .32 Gallon
CP-00226	Handheld Sprayer - .51 Gallon
CP-00074	Handheld Sprayer - 1.7 Gallon

NEW PRODUCT PARTS REPAIR BOX



- The Alkota Parts Repair Box contains everything you need to fix light repairs. In addition, this kit offers quick coupler sets, o-rings, filters, and a pick kit to help you keep pressure washing when you need the parts the most.

Contains:

- (1) Plano Box-Plastic
- (1) Tool Kit Pick Set (6 piece)
- (1) 25 Pack O-rings 1/4" Buna
- (1) 25 Pack O-rings 3/8" Buna
- (2) 1/4" x 1/4" QC MPT Brass Socket
- (2) 1/4" x 1/4" QC FPT Brass Socket
- (2) 3/8" x 3/8" QC MPT Brass Socket
- (2) 3/8" x 3/8" QC FPT Brass Socket
- (2) 1/4" x 1/4" MPT ZPS Plug
- (2) 3/8" x 3/8" MPT Nickel Plated Steel Plug
- (2) 3/8" x 3/8" FPT ZPS Plug
- (6) Garden Hose Washer w/screen
- (1) Inline Water Filter 3/8"
- (1) 3/8" FPT x 1/2" MPT Bushing
- (1) Roll of Teflon Tape

PART #	DESCRIPTION
PBOX-99000	Alkota Parts Repair Box



ALKOTA BLISTER PACKS

	BP210S-00902		BPC04-00115		BPC04-00141		BPC04-00189
	BPJ06-00158		BPJ06-00244		BPJ06-00271C		BPJ06-00290-40
	BPJ06-00291		BPJ08-99440-2		BPJ08-99450-2		BPJ08-99540-2
	BPJ08-99545-2		BPJ08-99545-2		BPJA0-00040-2		BPJA0-00045-2
	BPJA0-15040-2		BPJA0-15045-2		BPJA0-15055-2		BPJA0-25045-2
	BPJA0-40045-2		BPJA0-65400-2B		BPN07-2701018		BPN07-2701020
	BPW04-21125-B		BPW04-21225-B		BPW04-24125-A		BPW04-24225-A
	BPW04-31135-B		BPW04-31235-B		BPW04-34135-A		BPW04-34235-A

• Display parts and accessories



ALKOTA BLISTER PACKS



PART #	DESCRIPTION
BP210S-00902	Blister Pack - Chemical Hose and Filter - 1/4" Hose, 4' Long
BPC04-00115	Blister Pack - Chemical Filter w/o check, 1/4" Hose Barb
BPC04-00141	Blister Pack - Inlet Water Filter, 3/4" Garden Hose x 1/2" MNPT, 170 PSI, 180DF
BPC04-00189	Blister Pack - Chemical Filter, Plastic, 1/4" Hose Barb
BPJ06-00158	Blister Pack - Trigger Gun, 3/8" F x 1/4" F, 10 GPM, 5000 PSI, 320DF
BPJ06-00244	Blister Pack - Chemical Injector, Downstream, 3-5GPM, 3/8" QC, 4500 PSI, w/hose/filter
BPJ06-00271C	Blister Pack - HP Strainer, SS w/Brass MPT, 8 GPM, 5500 PSI, 1/4" QC x 1/4" MPT, 200DF
BPJ06-00290-40	Blister Pack - Variable Nozzle Hi/Low, #4.0, 4050 PSI
BPJ06-00291	Blister Pack - Adjustable U-Clamp Lance Side Handle for 1/4" Lances
BPJ08-99440-2	Blister Pack - 4 Pack Spray Nozzle, 1/4" QC, #4.0 - Includes: 0,15,25,40 Degree Patterns
BPJ08-99450-2	Blister Pack - 4 Pack Spray Nozzle, 1/4" QC, #5.0 - Includes: 0,15,25,40 Degree Patterns
BPJ08-99540-2	Blister Pack - 5 Pack Spray Nozzle, 1/4" QC, #4.0 - Includes: 0,15,25,40 Degree Patterns
BPJ08-99545-2	Blister Pack - 5 Pack Spray Nozzle, 1/4" QC, #4.5 - Includes: 0,15,25,40 Degree Patterns
BPJ6712J6271C	Blister Pack - Turbo Nozzle YR51K40, #4.0, 5100 PSI, 212DF with 1/4" QC Filter
BPJA0-00040-2	Blister Pack - 1/4" QC Spray Nozzle - #4.0, 0 Degree
BPJA0-00045-2	Blister Pack - 1/4" QC Spray Nozzle - #4.5, 0 Degree
BPJA0-15040-2	Blister Pack - 1/4" QC Spray Nozzle - #4.0, 15 Degree
BPJA0-15045-2	Blister Pack - 1/4" QC Spray Nozzle - #4.5, 15 Degree
BPJA0-15055-2	Blister Pack - 1/4" QC Spray Nozzle - #5.5, 15 Degree
BPJA0-25045-2	Blister Pack - 1/4" QC Spray Nozzle - #4.5, 25 Degree
BPJA0-40045-2	Blister Pack - 1/4" QC Spray Nozzle - #4.5, 40 Degree
BPJA0-65400-2B	Blister Pack - 1/4" QC Spray Brass Soap Nozzle - #40, 65 Degree
BPN07-2701018	Blister Pack - 3 Pack 1/4" QC O-rings, EPDM, for 1/4" Quick Connects
BPN07-2701020	Blister Pack - 3 Pack 3/8" QC O-rings, EPDM, for 3/8" Quick Connects
BPW04-21125-B	Blister Pack - QC Plug, 1/4" QC x 1/4" MNPT, Plated Steel, 5000 PSI
BPW04-21225-B	Blister Pack - QC Plug, 1/4" QC x 1/4" FNPT, Plated Steel, 5000 PSI
BPW04-24125-A	Blister Pack - QC Socket, 1/4" QC x 1/4" MNPT, Brass, 5000 PSI
BPW04-24225-A	Blister Pack - QC Socket, 1/4" QC x 1/4" FNPT, Brass, 5000 PSI
BPW04-31135-B	Blister Pack - QC Plug, 3/8" QC x 3/8" MNPT, Plated Steel, 4000 PSI
BPW04-31235-B	Blister Pack - QC Plug, 3/8" QC x 3/8" FNPT, Plated Steel, 4000 PSI
BPW04-34135-A	Blister Pack - QC Socket, 3/8" QC x 3/8" MNPT, Brass, 4000 PSI
BPW04-34235-A	Blister Pack - QC Socket, 3/8" QC x 3/8" FNPT, Brass, 4000 PSI



GENERAL SPRAY NOZZLES - 4 PACK



- 5000 PSI @ 300° F
- 1/4" Quick connect plug
- 303 stainless steel nozzle body
- Hardened stainless steel orifice insert
- Pack includes 1 ea. of 0, 15, 25, 40 Degree spray angles

PART #	DESCRIPTION
J08-99435-2	Spray Tip, 4 Pack - 3.5
J08-99440-2	Spray Tip, 4 Pack - 4.0
J08-99445-2	Spray Tip, 4 Pack - 4.5
J08-99450-2	Spray Tip, 4 Pack - 5.0
J08-99455-2	Spray Tip, 4 Pack - 5.5
J08-99460-2	Spray Tip, 4 Pack - 6.0
J08-99465-2	Spray Tip, 4 Pack - 6.5

GENERAL SPRAY NOZZLES - 5 PACK



- 5000 PSI @ 300° F
- 1/4" Quick connect plug
- 303 stainless steel nozzle body
- Hardened stainless steel orifice insert
- Pack includes 1 ea. of 0, 15, 25, 40, 65 Degree spray angles

PART #	DESCRIPTION
J08-99535-2	Spray Tip, 5 Pack - 3.5
J08-99540-2	Spray Tip, 5 Pack - 4.0
J08-99545-2	Spray Tip, 5 Pack - 4.5
J08-99550-2	Spray Tip, 5 Pack - 5.0
J08-99555-2	Spray Tip, 5 Pack - 5.5
J08-99560-2	Spray Tip, 5 Pack - 6.0
J08-99565-2	Spray Tip, 5 Pack - 6.5

NEW PRODUCT WALL MOUNT NOZZLE HOLDER



- Wall Mount Nozzle Holder
- Stainless Steel Construction
- Includes Rubber Grommets
- Keeps Your Nozzles All In One Place
- Works Great on Trailers, Wash Bays or Creates Extra Holders for Your Machine
- **NOZZLES SOLD SEPARATELY**

PART #	DESCRIPTION
KIT-NOZWALL4	Wall Mount Nozzle Holder

GENERAL PUMP MALE NOZZLES



- 5000 PSI @ 300° F
- 1/4" Male NPT
- 303 stainless steel body
- Hardened stainless steel orifice insert

SIZE	0 DEGREE	15 DEGREE	25 DEGREE	40 DEGREE
3.0	JA0-00030-1	JA0-15030-1	JA0-25030-1	JA0-40030-1
3.5	JA0-00035-1	JA0-15035-1	JA0-25035-1	JA0-40035-1
4.0	JA0-00040-1	JA0-15040-1	JA0-25040-1	JA0-40040-1
4.5	JA0-00045-1	JA0-15045-1	JA0-25045-1	JA0-40045-1
5.0	JA0-00050-1	JA0-15050-1	JA0-25050-1	JA0-40050-1
5.5	JA0-00055-1	JA0-15055-1	JA0-25055-1	JA0-40055-1
6.0	JA0-00060-1	JA0-15060-1	JA0-25060-1	JA0-40060-1
6.5	JA0-00065-1	JA0-15065-1	JA0-25065-1	JA0-40065-1
7.0	JA0-00070-1	JA0-15070-1	JA0-25070-1	JA0-40070-1
7.5	JA0-00075-1	JA0-15075-1	JA0-25075-1	JA0-40075-1
8.0	JA0-00080-1	JA0-15080-1	JA0-25080-1	JA0-40080-1
8.5	JA0-00085-1	JA0-15085-1	JA0-25085-1	JA0-40085-1
9.0	JA0-00090-1	JA0-15090-1	JA0-25090-1	JA0-40090-1
10.0	JA0-00100-1	JA0-15100-1	JA0-25100-1	JA0-40100-1

GENERAL PUMP QC NOZZLES



- 5000 PSI @ 300° F
- 1/4" Quick connect plug
- 303 stainless steel body
- Hardened stainless steel orifice insert

SIZE	0° RED	15° YELLOW	25° GREEN	40° WHITE
3.0	JA0-00030-2	JA0-15030-2	JA0-25030-2	JA0-40030-2
3.5	JA0-00035-2	JA0-15035-2	JA0-25035-2	JA0-40035-2
4.0	JA0-00040-2	JA0-15040-2	JA0-25040-2	JA0-40040-2
4.5	JA0-00045-2	JA0-15045-2	JA0-25045-2	JA0-40045-2
5.0	JA0-00050-2	JA0-15050-2	JA0-25050-2	JA0-40050-2
5.5	JA0-00055-2	JA0-15055-2	JA0-25055-2	JA0-40055-2
6.0	JA0-00060-2	JA0-15060-2	JA0-25060-2	JA0-40060-2
6.5	JA0-00065-2	JA0-15065-2	JA0-25065-2	JA0-40065-2
7.0	JA0-00070-2	JA0-15070-2	JA0-25070-2	JA0-40070-2
7.5	JA0-00075-2	JA0-15075-2	JA0-25075-2	JA0-40075-2
8.0	JA0-00080-2	JA0-15080-2	JA0-25080-2	JA0-40080-2
8.5	JA0-00085-2	JA0-15085-2	JA0-25085-2	JA0-40085-2
9.0	JA0-00090-2	JA0-15090-2	JA0-25090-2	JA0-40090-2
10.0	JA0-00100-2	JA0-15100-2	JA0-25100-2	JA0-40100-2

SPRAYING SYSTEMS MEG NOZZLES



Spraying Systems Co.®



- 1/4MEG series
- 4000 PSI @ 300° F
- 1/4" Male
- Hardened stainless steel

SIZE	0 DEGREE	15 DEGREE	25 DEGREE	40 DEGREE
3.0	J00-00030-1	J00-15030-1	J00-25030-1	J00-40030-1
3.5	J00-00035-1	J00-15035-1	J00-25035-1	J00-40035-1
4.0	J00-00040-1	J00-15040-1	J00-25040-1	J00-40040-1
4.5	J00-00045-1	J00-15045-1	J00-25045-1	J00-40045-1
5.0	J00-00050-1	J00-15050-1	J00-25050-1	J00-40050-1
5.5	J00-00055-1	J00-15055-1	J00-25055-1	J00-40055-1
6.0	J00-00060-1	J00-15060-1	J00-25060-1	J00-40060-1
6.5	J00-00065-1	J00-15065-1	J00-25065-1	J00-40065-1
7.0	J00-00070-1	J00-15070-1	J00-25070-1	J00-40070-1
7.5	J00-00075-1	J00-15075-1	J00-25075-1	J00-40075-1
8.0	J00-00080-1	J00-15080-1	J00-25080-1	J00-40080-1
8.5	J00-00085-1	J00-15085-1	J00-25085-1	J00-40085-1
9.0	J00-00090-1	J00-15090-1	J00-25090-1	J00-40090-1
10.0	J00-00100-1	J00-15100-1	J00-25100-1	J00-40100-1
12.0	J00-00120-1	J00-15120-1	J00-25120-1	J00-40120-1
15.0	J00-00150-1	J00-15150-1	J00-25150-1	J00-40150-1

SPRAYING SYSTEMS QC NOZZLES



Spraying Systems Co.®



- 1/4" Quick connect plug
- Hardened stainless steel
- QCMEG series
- 4000 PSI @ 300° F

SIZE	0° RED	15° YELLOW	25° GREEN	40° WHITE
3.0	J00-00030-2	J00-15030-2	J00-25030-2	J00-40030-2
3.5	J00-00035-2	J00-15035-2	J00-25035-2	J00-40035-2
4.0	J00-00040-2	J00-15040-2	J00-25040-2	J00-40040-2
4.5	J00-00045-2	J00-15045-2	J00-25045-2	J00-40045-2
5.0	J00-00050-2	J00-15050-2	J00-25050-2	J00-40050-2
5.5	J00-00055-2	J00-15055-2	J00-25055-2	J00-40055-2
6.0	J00-00060-2	J00-15060-2	J00-25060-2	J00-40060-2
6.5	J00-00065-2	J00-15065-2	J00-25065-2	J00-40065-2
7.0	J00-00070-2	J00-15070-2	J00-25070-2	J00-40070-2
7.5	J00-00075-2	J00-15075-2	J00-25075-2	J00-40075-2
8.0	J00-00080-2	J00-15080-2	J00-25080-2	J00-40080-2
9.0	N/A	J00-15090-2	J00-25090-2	J00-40090-2
10.0	J00-00100-2	J00-15100-2	J00-25100-2	J00-40100-2
12.0	J00-00120-2	J00-15120-2	J00-25120-2	J00-40120-2
15.0	J00-00150-2	J00-15150-2	J00-25150-2	J00-40150-2

NEW PRODUCT **QUAD (MULTI-NOZZLE) HOLDER**



- This handy tool made from 304 Stainless Steel, allows you to very quickly switch between four different nozzles on one spray gun wand. It accepts any 1/4" NPT-M thread spray nozzles and turns each one into a quick-connect tip. Works great for changing between foam and water, reaching multiple height levels, or altering the intensity of the spray without having to carry around several individual nozzles!
- Nozzles are NOT included

PART #	DESCRIPTION
N07-2560001	Multi-Nozzle Holder

ADJUSTABLE NOZZLE HOLDER



- 8 GPM flow rate
- 4060 PSI max. pressure
- 1/4" F x 1/4" F
- 320° F

PART #	DESCRIPTION
J06-00249	Adjustable Nozzle Holder w/nozzle protector - #AN25

MALE SOAP NOZZLES



Spraying Systems Co.®



- 500 PSI @ 300° F
- 1/4" Male, Brass body

PART #	DESCRIPTION
J00-15200-1B	15 Degree, #20 - #H1/4U-1520
J00-15300-1B	15 Degree, #30 - #H1/4U-1530
J00-15400-1B	15 Degree, #40 - #H1/4U-1540

QC SOAP NOZZLE



- 500 PSI @ 300° F
- 1/4" Quick connect plug, Brass body

PART #	DESCRIPTION
JA0-65400-2B	65 Degree, #40 - #965400Q

QC SOAP NOZZLE



Spraying Systems Co.®



- 1500 PSI @ 300° F
- 1/4" Quick connect plug, 303 SS body

PART #	DESCRIPTION
J00-15200-2	15 Degree, #20 - #SAQCMEG1520

ADJUSTABLE NOZZLE HOLDER



- 8 GPM flow rate
- 4050 PSI max. pressure
- 1/4" F x 1/4" F, 320° F
- #YADJNOZ

PART #	DESCRIPTION
J06-00256	Adjustable Nozzle Holder

DOUBLE NOZZLE HOLDER



- 5.5 GPM flow rate
- 3000 PSI max. pressure
- 1/4" F x (2) 1/4" F
- 195° F, Brass body, SS ball

PART #	DESCRIPTION
J06-00252	Nozzle Holder

NOZZLE PROTECTOR



- Protects nozzles and surfaces that have finishes
- Plastic protector
- 1/4" F coupler inlet

PART #	DESCRIPTION
JAG-00203	Nozzle Protector

VARIO-JET HI/LOW NOZZLES



- 0° - 35° Fan
- 1/4" Female inlet
- 10.5 GPM
- 2900 PSI max. pressure
- 176° F

PART #	DESCRIPTION
J06-00345-45	Hi/Low Nozzle - #4.5 (Yellow Color Band)
J06-00345-55	Hi/Low Nozzle - #5.5 (Black Color Band)

FAN STEAM NOZZLE



- Brass
- 40 mm (1.5748") Wide
- 1/4" F Inlet
- 1.4 mm orifice
- 1450 PSI max. pressure

PART #	DESCRIPTION
J05-00299	Fan Steam Nozzle

DOUBLE NOZZLE HOLDER



- 10.5 GPM flow rate, 2900 PSI max. pressure
- 1/4" F x (2) 1/4" F
- Nickel plated brass body
- SS ball

PART #	DESCRIPTION
J06-00294	Double Nozzle Holder

ROTATING NOZZLE (ROTOMAX)



- 1/4" Female inlet
- 190° F
- Adjustable rotation speed

PART #	DESCRIPTION
J06-00260	2.1 to 2.6 GPM - 1300 to 2000 PSI - MAX 1 Red
J06-00261	2.9 to 4.0 GPM - 1450 to 3500 PSI - MAX 2 Blue
J06-00262	4.2 to 5.5 GPM - 1450 to 3500 PSI - MAX 3 Black
J06-00260-10	Rotor for ZROTOMAX 1, 2, 3
J06-25514	Orifice - 0.055 (1.4mm) Red - ZROTOMAX 1
J06-00255-5	Orifice - 0.052 (1.33mm) Blue - ZROTOMAX 2
J06-00255-7	Orifice - 0.057 (1.44mm) Black - ZROTOMAX 3
J06-99002	Repair Kit for ZROTOMAX 1, 2, 3

IMPACT STEAM NOZZLES



- 3/8" Male inlet, steel construction
- Insures proper operating pressure
- Uniformed discharge pattern

PART #	DESCRIPTION
J05-00315	Impact Nozzle - #15 Orifice
J05-00320	Impact Nozzle - #20 Orifice
J05-00327	Impact Nozzle - #27 Orifice
J05-00330	Impact Nozzle - #30 Orifice
J05-00331	Impact Nozzle - #31 Orifice
J05-00332	Impact Nozzle - #32 Orifice
J05-00333	Impact Nozzle - #33 Orifice
J05-00335	Impact Nozzle - #35 Orifice
J05-00339	Impact Nozzle - #39 Orifice
J05-00342	Impact Nozzle - #42 Orifice
J05-00343	Impact Nozzle - #43 Orifice
J05-00345	Impact Nozzle - #45 Orifice
J05-00349	Impact Nozzle - #49 Orifice
J05-00350	Impact Nozzle - #50 Orifice
J05-00352	Impact Nozzle - #52 Orifice
J05-00353	Impact Nozzle - #53 Orifice

ROTATING NOZZLE (VIPER)



- 5000 PSI max. pressure
- 1/4" F inlet
- 190° F

PART #	DESCRIPTION
J06-B0265-45	Rotating Nozzle - 4.5 - #100487
J06-B0265-55	Rotating Nozzle - 5.5 - #100467
J06-B0265-02	Repair Kit - 4.5 - #100338
J06-B0265-01	Repair Kit - 5.5 - #100471

ROTATING NOZZLES



Strong brass structure
 Highly shock-resistant ceramic seat and nozzle
 High absorption of accidental bumps thanks to the plastic protection
 Can be used in any position thanks to the system equipped with internal spring eliminating the clearance between seat and nozzle in order to maintain a longer life span. The smooth rotation guarantees an aggressive or delicate wash in ratio with the cleaning distance.

Note - Minimum Pressure = 1150 PSI

Note - Minimum Pressure = 2600 PSI



YR36



YR51

- 3650 PSI max. pressure
- 1150 PSI min. pressure
- 1/4" Female inlet
- 212° F

- 5100 PSI max. pressure
- 2600 PSI min. pressure
- 1/4" Female inlet
- 212° F

PART #	DESCRIPTION
J06-00700	Rotating Nozzle - 3.0 Orifice - #YR36K30
J06-00701	Rotating Nozzle - 3.5 Orifice - #YR36K35
J06-00702	Rotating Nozzle - 4.0 Orifice - #YR36K40
J06-00703	Rotating Nozzle - 4.5 Orifice - #YR36K45
J06-00704	Rotating Nozzle - 5.0 Orifice - #YR36K50
J06-00705	Rotating Nozzle - 5.5 Orifice - #YR36K55
J06-00706	Rotating Nozzle - 6.0 Orifice - #YR36K60
J06-00707	Rotating Nozzle - 6.5 Orifice - #YR36K65
J06-00708	Rotating Nozzle - 7.0 Orifice - #YR36K70
J06-00709	Rotating Nozzle - 8.0 Orifice - #YR36K80

PART #	DESCRIPTION
J06-00710	Rotating Nozzle - 3.0 Orifice - #YR51K30
J06-00711	Rotating Nozzle - 3.5 Orifice - #YR51K35
J06-00712	Rotating Nozzle - 4.0 Orifice - #YR51K40
J06-00713	Rotating Nozzle - 4.5 Orifice - #YR51K45
J06-00714	Rotating Nozzle - 5.0 Orifice - #YR51K50
J06-00715	Rotating Nozzle - 5.5 Orifice - #YR51K55
J06-00716	Rotating Nozzle - 6.0 Orifice - #YR51K60
J06-00717	Rotating Nozzle - 6.5 Orifice - #YR51K65
J06-00718	Rotating Nozzle - 7.0 Orifice - #YR51K70
J06-00719	Rotating Nozzle - 8.0 Orifice - #YR51K80

REPAIR KITS FOR BOTH GP #YR36 & #YR51 ROTATING NOZZLES



PART #	DESCRIPTION
J06-99700	Repair Kit - 3.0 Orifice - #Y25165924
J06-99701	Repair Kit - 3.5 Orifice - #Y25166024
J06-99702	Repair Kit - 4.0 Orifice - #Y25163324
J06-99703	Repair Kit - 4.5 Orifice - #Y25163724
J06-99704	Repair Kit - 5.0 Orifice - #Y25163824
J06-99705	Repair Kit - 5.5 Orifice - #Y25166824
J06-99706	Repair Kit - 6.0 Orifice - #Y25163924
J06-99707	Repair Kit - 6.5 Orifice - #Y25164024
J06-99708	Repair Kit - 7.0 Orifice - #Y25164124
J06-99709	Repair Kit - 8.0 Orifice - #Y25166924

AQUA-ROCKET ROTATING NOZZLE



- 1500 PSI minimum pressure
- 4000 PSI max. pressure
- 1/4" Female inlet
- 212° F
- These heavy-duty nozzles are constructed with stainless steel housings and tungsten carbide nozzle tips and seats to withstand harsh environments which provides longer life than ceramic nozzles.
- Nozzles include a high temperature, drop-resistant rubber cover.
- The Aqua-Rocket blasts a concentrated, high impact 0° water jet at 1500 - 4000 PSI, while rotating at an optimal speed to form a 22° cone-shaped spray pattern.
- Optimized stream quality results in greater impingement, allowing you to easily attack even the toughest dirt and grime. In lab tests, on average, the Aqua-Rocket applied 95.18% greater impingement force (lbf) than competitor nozzles.
- Hydra-Flex Aqua-Rocket series

PART #	DESCRIPTION
J06-00725	Rotating Nozzle - 030 orifice
J06-00726	Rotating Nozzle - 035 orifice
J06-00727	Rotating Nozzle - 040 orifice
J06-00728	Rotating Nozzle - 045 orifice
J06-00729	Rotating Nozzle - 050 orifice
J06-00752	Rotating Nozzle - 055 orifice
J06-00753	Rotating Nozzle - 060 orifice
J06-00754	Rotating Nozzle - 080 orifice
J06-00755	Rotating Nozzle - 100 orifice
J06-99725	Repair Kit - Aqua-Rocket - 030 orifice
J06-99726	Repair Kit - Aqua-Rocket - 035 orifice
J06-99727	Repair Kit - Aqua-Rocket - 040 orifice
J06-99728	Repair Kit - Aqua-Rocket - 045 orifice



AQUA-ROCKET ROTATING NOZZLE



PART #	DESCRIPTION
J06-99729	Repair Kit - Aqua-Rocket - 050 orifice
J06-99752	Repair Kit - Aqua-Rocket - 055 orifice
J06-99753	Repair Kit - Aqua-Rocket - 060 orifice
J06-99754	Repair Kit - Aqua-Rocket - 080 orifice
J06-99755	Repair Kit - Aqua-Rocket - 100 orifice

HYDRO-EXCAVATION ROTATING NOZZLE



- 1000 PSI minimum pressure
- 3200 PSI max. pressure
- 1/2" Female inlet
- 180° F
- The Ripsaw blasts a 0° straight water stream at up to 3200 PSI while rotating at an optimal speed to provide an 18° cone of coverage. The cone-shaped flow pattern is ideally suited for potholing applications.
- These heavy duty, high impact nozzles are constructed with a stainless steel housing and tungsten carbide wear surfaces to withstand harsh environments and provide longer life than ceramic nozzles.
- Non-conductive urethane coating on the nozzle body protects users and sensitive underground utilities. The HD Version has a special formulation designed for use in extreme environments including frost, shale, and other rocky conditions.
- Greater impingement allows you to complete jobs faster or use a smaller nozzle size while getting the same impact as nozzles with higher GPM flow rates.
- Hydra-Flex Ripsaw HD series



Ripsaw HD



PART #	DESCRIPTION
J06-00737	Rotating Nozzle - 030 orifice - Ripsaw HD
J06-00738	Rotating Nozzle - 040 orifice - Ripsaw HD
J06-00739	Rotating Nozzle - 050 orifice - Ripsaw HD
J06-00740	Rotating Nozzle - 060 orifice - Ripsaw HD
J06-00741	Rotating Nozzle - 080 orifice - Ripsaw HD
J06-00742	Rotating Nozzle - 100 orifice - Ripsaw HD
J06-00743	Rotating Nozzle - 120 orifice - Ripsaw HD
J06-99730	Repair Kit - 030 orifice
J06-99731	Repair Kit - 040 orifice
J06-99732	Repair Kit - 050 orifice
J06-99733	Repair Kit - 060 orifice
J06-99734	Repair Kit - 080 orifice
J06-99735	Repair Kit - 100 orifice
J06-99736	Repair Kit - 120 orifice



HYDRO EXCAVATING NOZZLES - TRIPLE STREAM



- Standard 1/2" FNPT connection
- High Impact – (3) 0 Degree Nozzles
- Urethane coated for durability and operator protection
- Stainless steel body
- Hardened stainless nozzle inserts for long life
- Easily change worn nozzles
- Dimensions: 1-3/4" L x 2-1/4" W
- Flow to 30 GPM
- Pressure to 4000 PSI

PART #	DESCRIPTION
JA0-HX212	Hydro Excavating Nozzle #5.0
JA0-HX222	Hydro Excavating Nozzle #6.0
JA0-HX232	Hydro Excavating Nozzle #7.0
JA0-HX323	Hydro Excavating Nozzle #8.0
JA0-HX333	Hydro Excavating Nozzle #9.0
JA0-HX343	Hydro Excavating Nozzle #10.0
JA0-HX434	Hydro Excavating Nozzle #11.0
JA0-HX444	Hydro Excavating Nozzle #12.0
JA0-HX454	Hydro Excavating Nozzle #13.0
JA0-HX545	Hydro Excavating Nozzle #14.0
JA0-HX555	Hydro Excavating Nozzle #15.0
JA0-HX565	Hydro Excavating Nozzle #16.0
JA0-HX656	Hydro Excavating Nozzle #17.0
JA0-HX666	Hydro Excavating Nozzle #18.0
JA0-HX676	Hydro Excavating Nozzle #19.0
JA0-HX767	Hydro Excavating Nozzle #20.0
JA0-HX777	Hydro Excavating Nozzle #21.0
JA0-HX787	Hydro Excavating Nozzle #22.0
JA0-HX878	Hydro Excavating Nozzle #23.0
JA0-HX888	Hydro Excavating Nozzle #24.0
JA0-HX898	Hydro Excavating Nozzle #25.0
JA0-HX989	Hydro Excavating Nozzle #26.0
JA0-HX999	Hydro Excavating Nozzle #27.0
JA0-HX9109	Hydro Excavating Nozzle #28.0
JA0-HX10910	Hydro Excavating Nozzle #29.0
JA0-HX101010	Hydro Excavating Nozzle #30.0



1/2" TURBO NOZZLE STRAINER



- 16 GPM Flow Rate
- 5000 PSI
- 1/2" FPT x 1/2" MPT
- Stainless Steel
- Perfect for 1/2" turbo nozzles
- Protect your turbo nozzle investment

PART #	DESCRIPTION
J06-00271E	1/2" Turbo Nozzle Strainer

ROTATING NOZZLE



- 4700 PSI max. pressure
- 1/4" Female inlet
- 180° F
- IDK Series

PART #	DESCRIPTION
J06-IDK035	Nozzle - 3.5 - Orange color band on base
J06-IDK040	Nozzle - 4.0 - Gray color band on base
J06-IDK045	Nozzle - 4.5 - Green color band on base
J06-IDK055	Nozzle - 5.5 - Black color band on base
J06-IDK070	Nozzle - 7.0 - Blue color band on base
J06-IDK080	Nozzle - 8.0 - Red color band on base
J06-IDK090	Nozzle - 9.0 - Forest Green color band on base
J06-IDK010	Nozzle - 10.0 - Brown color band on base
J06-99IDK035	Repair Kit, IDK4700 - #3.5
J06-99IDK040	Repair Kit, IDK4700 - #4.0
J06-99IDK045	Repair Kit, IDK4700 - #4.5
J06-99IDK055	Repair Kit, IDK4700 - #5.5
J06-99IDK070	Repair Kit, IDK4700 - #7.0
J06-99IDK080	Repair Kit, IDK4700 - #8.0
J06-99IDK090	Repair Kit, IDK4700 - #9.0
J06-99IDK010	Repair Kit, IDK4700 - #10.0


ROTATING NOZZLE



- 3200 PSI max. pressure
- 1/4" Female inlet
- 180° F
- DK Series

PART #	DESCRIPTION
J06-DK030	Nozzle - 3.0 - White color band on base
J06-DK035	Nozzle - 3.5 - Orange color band on base
J06-DK045	Nozzle - 4.5 - Yellow color band on base
J06-DK055	Nozzle - 5.5 - Black color band on base
J06-DK070	Nozzle - 7.0 - Blue color band on base
J06-99DK030	Repair Kit, DK3200 - #3.0
J06-99DK035	Repair Kit, DK3200 - #3.5
J06-99DK045	Repair Kit, DK3200 - #4.5
J06-99DK055	Repair Kit, DK3200 - #5.5
J06-99DK070	Repair Kit, DK3200 - #7.0

ST-357 TURBO NOZZLES & REPAIR KITS



- 3625 PSI max. pressure
- 1/4" Female inlet
- 190° F
- Suttner #ST-357

ST-357 TURBO NOZZLES & REPAIR KITS

PART #	DESCRIPTION
J06-A0268G3	Rotating Nozzle - 3.0 Orifice - #200357530
J06-A0268G35	Rotating Nozzle - 3.5 Orifice - #200357535
J06-A0268G4	Rotating Nozzle - 4.0 Orifice - #200357540
J06-A0268G45	Rotating Nozzle - 4.5 Orifice - #200357545
J06-A0268G5	Rotating Nozzle - 5.0 Orifice - #200357550
J06-A0268G55	Rotating Nozzle - 5.5 Orifice - #200357555
J06-A0268G6	Rotating Nozzle - 6.0 Orifice - #200357560
J06-99268G3	Repair Kit - 3.0 Orifice - #200357130
J06-99268G35	Repair Kit - 3.5 Orifice - #200357135
J06-99268G4	Repair Kit - 4.0 Orifice - #200357140
J06-99268G45	Repair Kit - 4.5 Orifice - #200357145
J06-99268G5	Repair Kit - 5.0 Orifice - #200357150
J06-99268G55	Repair Kit - 5.5 Orifice - #200357155
J06-99268G6	Repair Kit - 6.0 Orifice - #200357160

ST-457 TURBO NOZZLES & REPAIR KITS



- 6000 PSI max. pressure
- 1/4" Female inlet
- 212° F
- Suttner #ST-457



JA6-99265D10
Repair Kit #10 Only



Repair Kit for Sizes 3.0 – 8.0
Rotating Nozzles

PART #	DESCRIPTION
J06-A0265D3	Rotating Nozzle - 3.0 Orifice - #200457530
J06-A0265D35	Rotating Nozzle - 3.5 Orifice - #200457535
J06-A0265D4	Rotating Nozzle - 4.0 Orifice - #200457540
J06-A0265D45	Rotating Nozzle - 4.5 Orifice - #200457545
J06-A0265D5	Rotating Nozzle - 5.0 Orifice - #200457550
J06-A0265D55	Rotating Nozzle - 5.5 Orifice - #200457555
J06-A0265D6	Rotating Nozzle - 6.0 Orifice - #200457560
J06-A0265D7	Rotating Nozzle - 7.0 Orifice - #200457570
J06-A0265D8	Rotating Nozzle - 8.0 Orifice - #200457580
JA6-A0265D10	Rotating Nozzle - 10.0 Orifice - #200457510
J06-99265D3	Repair Kit - 3.0 Orifice - #200457130
J06-99265D35	Repair Kit - 3.5 Orifice - #200457135
J06-99265D4	Repair Kit - 4.0 Orifice - #200457140
J06-99265D45	Repair Kit - 4.5 Orifice - #200457145
J06-99265D5	Repair Kit - 5.0 Orifice - #200457150
J06-99265D55	Repair Kit - 5.5 Orifice - #200457155
J06-99265D6	Repair Kit - 6.0 Orifice - #200457160
J06-99265D7	Repair Kit - 7.0 Orifice - #200457170
J06-99265D8	Repair Kit - 8.0 Orifice - #200457180
JA6-99265D10	Repair Kit - 10.0 Orifice - #200457110

ROTOJET 3700 TURBO NOZZLES & REPAIR KITS



- 3700 PSI max. pressure
- 1/4" Female inlet
- 212° F

PART #	DESCRIPTION
J06-00400	Rotating Nozzle - 035 orifice
J06-00401	Rotating Nozzle - 040 orifice
J06-00402	Rotating Nozzle - 045 orifice
J06-00403	Rotating Nozzle - 050 orifice
J06-00404	Rotating Nozzle - 055 orifice
J06-00405	Rotating Nozzle - 060 orifice
J06-99400	Repair Kit, Rotojet 3700 - 035 orifice
J06-99401	Repair Kit, Rotojet 3700 - 040 orifice
J06-99402	Repair Kit, Rotojet 3700 - 045 orifice
J06-99403	Repair Kit, Rotojet 3700 - 050 orifice
J06-99404	Repair Kit, Rotojet 3700 - 055 orifice
J06-99405	Repair Kit, Rotojet 3700 - 060 orifice

VARIABLE NOZZLE (HI/LOW)



See Nozzle Chart Below

- 3000 PSI max. pressure
- 1/4" Female
- 300° F
- Adjustable pressure
- Adjustable 0 - 80 Degree fan pattern
- Dualjet series

PART #	DESCRIPTION
J06-00284-11	Variable Nozzle - 1.1 mm-030 (White)
J06-00284-12	Variable Nozzle - 1.2 mm-035 (Yellow)
J06-00284-13	Variable Nozzle - 1.3 mm-045 (Orange)
J06-00284-14	Variable Nozzle - 1.4 mm-050 (Red)
J06-00284-15	Variable Nozzle - 1.5 mm-055 (Blue)
J06-00284-16	Variable Nozzle - 1.6 mm-065 (Black)

MM	COLOR	600 PSI	700 PSI	800 PSI	900 PSI	1000 PSI	1200 PSI	1500 PSI	1800 PSI	2000 PSI	2500 PSI	3000 PSI
1.1	WHITE	1.35	1.43	1.52	1.60	1.68	1.84	2.06	2.26	2.39	2.67	2.91
1.2	YELLOW	1.60	1.70	1.80	1.90	2.00	2.19	2.45	2.69	2.84	3.17	3.44
1.3	ORANGE	1.85	1.97	2.09	2.21	2.32	2.54	2.84	3.12	3.29	3.66	3.96
1.4	RED	2.09	2.23	2.37	2.57	2.63	2.89	3.23	3.55	3.74	4.16	4.49
1.5	BLUE	2.34	2.50	2.66	2.81	2.96	3.24	3.63	3.99	4.20	4.66	5.02
1.6	BLACK	2.46	2.63	2.80	2.96	3.12	3.42	3.83	4.21	4.43	4.91	5.28

ROTOJET 5800 TURBO NOZZLES & REPAIR KITS



- 5800 PSI max. pressure
- 1/4" Female inlet
- 212° F

PART #	DESCRIPTION
J06-00406	Rotating Nozzle - 040 orifice
J06-00407	Rotating Nozzle - 045 orifice
J06-00408	Rotating Nozzle - 050 orifice
J06-00409	Rotating Nozzle - 055 orifice
J06-00410	Rotating Nozzle - 060 orifice
J06-00411	Rotating Nozzle - 070 orifice
J06-00412	Rotating Nozzle - 080 orifice
J06-00413	Rotating Nozzle - 120 orifice
J06-99406	Repair Kit, Rotojet 5800 - 040 orifice
J06-99407	Repair Kit, Rotojet 5800 - 045 orifice
J06-99408	Repair Kit, Rotojet 5800 - 050 orifice
J06-99409	Repair Kit, Rotojet 5800 - 055 orifice
J06-99410	Repair Kit, Rotojet 5800 - 060 orifice
J06-99411	Repair Kit, Rotojet 5800 - 070 orifice
J06-99412	Repair Kit, Rotojet 5800 - 080 orifice
J06-99413	Repair Kit, Rotojet 5800 - 120 orifice

VARIABLE NOZZLE (HI/LOW)



- 4050 PSI max. pressure
- 1/4" Female
- 195° F
- Variable angle spray - 15° average angle
- High and low pressure settings allow for both cleaning and chemical application.
- PA #YHL series

PART #	DESCRIPTION
J06-00290-30	Variable Nozzle - 3.0 - #YHL30 (White)
J06-00290-35	Variable Nozzle - 3.5 - #YHL35 (Brown)
J06-00290-40	Variable Nozzle - 4.0 - #YHL40 (Dark Yellow)
J06-00290-45	Variable Nozzle - 4.5 - #YHL45 (Blue)
J06-00290-50	Variable Nozzle - 5.0 - #YHL50 (Light Purple)
J06-00290-55	Variable Nozzle - 5.5 - #YHL55 (Dark Red)
J06-00290-60	Variable Nozzle - 6.0 - #YHL60 (Dark Green)

SEWER NOZZLES

Non-rotating style:

- 4200 PSI max. pressure
- Backward ports drive the nozzle forward and flush debris
- Forward port blasts into and breaks up clogs/debris
- Note - There is no forward port on the 1/8" size in the Non-Rotating Style and also no forward port in all three of the Rotating Style nozzles.
- Corrosion free stainless steel construction
- Physically small for cornering ability



Rotating style:

- 4000 PSI max. pressure
- Rotating style adds extra agitation and surface cleaning
- British pipe thread on all sewer nozzles



PART #	DESCRIPTION
J06-01845	1/8" Female - 4.5 Orifice - #122375000 Jets: 0 Front, 3 Rear
J06-01855	1/8" Female - 5.5 Orifice - #122370170 Jets: 1 Front, 3 Rear
J06-01445	1/4" Female - 4.5 Orifice - #121370170 Jets: 1 Front, 3 Rear
J06-01455	1/4" Female - 5.5 Orifice - #121375175 Jets: 1 Front, 3 Rear
J06-01460	1/4" Female - 6.0 Orifice - #121470170 Jets: 1 Front, 4 Rear
J06-01475	1/4" Female - 7.5 Orifice - #121480180 Jets: 1 Front, 4 Rear
J06-01480	1/4" Female - 8.0 Orifice - #121395195 Jets: 1 Front, 3 Rear
J06-01412	1/4" Female - 12.0 Orifice - #121320000 Jets: 1 Front, 3 Rear
J06-03840	3/8" Female - 4.0 Orifice - #123065188 Jets: 1 Front, 3 Rear
J06-03855	3/8" Female - 5.5 Orifice - #123065187 Jets: 1 Front, 3 Rear
J06-03885	3/8" Female - 8.5 Orifice - #123065189 Jets: 1 Front, 4 Rear
J06-03812	3/8" Female - 12.0 Orifice - #123065186 Jets: 1 Front, 4 Rear
J06-03814	3/8" Female - 14.0 Orifice - #123065185 Jets: 1 Front, 4 Rear
J06-01855-R	Rotating 1/8" Female - 5.5 Orifice - #200049650 Jets: 0 Front, 3 Rear
J06-01455-R	Rotating 1/4" Female - 5.5 Orifice - #200049600 Jets: 0 Front, 3 Rear
J06-01480-R	Rotating 1/4" Female - 8.0 Orifice - #200049610 Jets: 0 Front, 3 Rear

"BULLET" SEWER NOZZLES



- Non-Rotating
- 7252 PSI max. pressure
- 1.18" O.D.
- Made of wear resistant stainless steel
- Sturdy wall thickness
- All ports are hardened stainless steel inserts, precisely drilled for efficiency
- Ideal for removing sludge and silt and to blast through frozen clogs
- Ideal for 6" - 12" lines

PART #	DESCRIPTION
J06-01206-B	1/2" Female - 6.0 Orifice - #649030416060 Jets: 1 Front, 6 Rear

"BULLET" SEWER NOZZLES

PART #	DESCRIPTION
J06-01206-BM	1/2" Male - 6.0 Orifice - #649040416060 Jets: 1 Front, 6 Rear
J06-01208-B	1/2" Female - 8.0 Orifice - #649030416080 Jets: 0 Front, 6 Rear
J06-01208-BM	1/2" Male - 8.0 Orifice - #649040416080 Jets: 1 Front, 6 Rear
J06-01208-B0	1/2" Female - 8.0 Orifice - #649030416081 Jets: 0 Front, 6 Rear
J06-01210-B	1/2" Female - 10.0 Orifice - #649030416100 Jets: 1 Front, 6 Rear
J06-01210-BM	1/2" Male - 10.0 Orifice - #649040416100 Jets: 1 Front, 6 Rear
J06-01212-B	1/2" Female - 12.0 Orifice - #649030416120 Jets: 1 Front, 6 Rear
J06-01212-BM	1/2" Male - 12.0 Orifice - #649040416120 Jets: 1 Front, 6 Rear
J06-01212-B0	1/2" Female - 12.0 Orifice - #649030416121 Jets: 0 Front, 6 Rear
J06-01214-B	1/2" Female - 14.0 Orifice - #649030416140 Jets: 1 Front, 6 Rear
J06-01215-B	1/2" Female - 15.0 Orifice - #649030416150 Jets: 1 Front, 6 Rear
J06-01215-BM	1/2" Male - 15.0 Orifice - #649040416150 Jets: 1 Front, 6 Rear
J06-01218-B	1/2" Female - 18.0 Orifice - #649030416180 Jets: 1 Front, 6 Rear
J06-01220-B	1/2" Female - 20.0 Orifice - #649030416200 Jets: 1 Front, 6 Rear
J06-01220-BM	1/2" Male - 20.0 Orifice - #649040416200 Jets: 1 Front, 6 Rear
J06-01220-B0	1/2" Female - 20.0 Orifice - #649030416201 Jets: 0 Front, 6 Rear
J06-01228-B	1/2" Female - 28.0 Orifice - #649030416280 Jets: 0 Front, 6 Rear
J06-01228-B1	1/2" Female - 28.0 Orifice - #649030416280 Jets: 1 Front, 6 Rear

"MILLING" SEWER NOZZLES



- Non-Rotating
- 5076 PSI max. pressure
- 1.23" O.D.
- Sharp cutting edges and forward tearing jets tear through almost any clog
- Works well for lines with roots
- Ports are hardened stainless steel insert type with precision ports for optimum nozzles size
- Hardened stainless steel body
- Ideal for 6" - 12" lines

PART #	DESCRIPTION
J06-01208-M	1/2" Female - 8.0 Orifice #649010446080 Jets: 4 Front, 6 Rear
J06-01210-M	1/2" Female - 10.0 Orifice #649010446100 Jets: 3 or 4 Front, 6 Rear
J06-01212-M	1/2" Female - 12.0 Orifice #649010446120 Jets: 3 or 4 Front, 6 Rear
J06-01215-M	1/2" Female - 15.0 Orifice #649010446150 Jets: 4 Front, 6 Rear
J06-01218-M	1/2" Female - 18.0 Orifice #649010446180 Jets: 4 Front, 6 Rear
J06-01220-M	1/2" Female - 20.0 Orifice #649010446200 Jets: 4 Front, 6 Rear
J06-01220-M3	1/2" Female - 20.0 Orifice #649010446201 Jets: 3 Front, 6 Rear
J06-01225-M	1/2" Female - 25.0 Orifice #649010446250 Jets: 4 Front, 6 Rear
J06-01231-M	1/2" Female - 31.0 Orifice #649010446310 Jets: 3 or 4 Front, 6 Rear

PARKER BRASS QUICK CONNECT SOCKETS



M x F



F x F

- Brass Sockets
- 4:1 Safety Factor
- Buna-N O-rings standard
- 250° F Max.
- ST Series (Straight-Thru)
- 1/4" 5200 PSI
- 3/8" 2700 PSI
- 1/2" 2200 PSI

PART #	DESCRIPTION
W04-24124-A	1/4" F x 1/4" MPT
W04-24224-A	1/4" F x 1/4" FPT
W04-34134-A	3/8" F x 3/8" MPT
W04-34234-A	3/8" F x 3/8" FPT
W04-54154-A	1/2" F x 1/2" MPT
W04-54254-A	1/2" F x 1/2" FPT

PARKER S. S. QUICK CONNECT PLUGS



M x F



M x M

- 303 SS Plugs
- 4:1 Safety Factor
- 250° F Max.
- ST Series (Straight-Thru)
- 1/4" 6700 PSI
- 3/8" 5500 PSI

PART #	DESCRIPTION
W04-23124-B	1/4" M x 1/4" MPT
W04-23224-B	1/4" M x 1/4" FPT
W04-33134-B	3/8" M x 3/8" MPT
W04-33234-B	3/8" M x 3/8" FPT

GP S. S. QUICK CONNECT PLUGS



M x F



M x M

- 416 SS Plugs Heat Treated
- 4:1 Safety Factor
- 250° Max.
- Straight-Thru Series
- 1/4" 5500 PSI
- 3/8" 5000 PSI

PART #	DESCRIPTION
W04-23125-B	1/4" M x 1/4" MNPT
W04-33135-B	3/8" M x 3/8" MNPT
W04-33235-B	3/8" M x 3/8" FNPT

PARKER ZINC QUICK CONNECT PLUGS



M x F



M x M

- Zinc Plated Steel Plugs
- 4:1 Safety Factor
- 250° F Max.
- ST Series (Straight-Thru)
- 1/4" 5200 PSI
- 3/8" 2700 PSI
- 1/2" 2200 PSI

PART #	DESCRIPTION
W04-21124-B	1/4" M x 1/4" MPT
W04-21224-B	1/4" M x 1/4" FPT
W04-31134-B	3/8" M x 3/8" MPT
W04-31234-B	3/8" M x 3/8" FPT
W04-51154-B	1/2" M x 1/2" MPT
W04-51254-B	1/2" M x 1/2" FPT

GP BRASS QUICK CONNECT SOCKETS



F x F



M x F

- Brass Sockets
- 1/4" = 4:1 Safety Factor
- 3/8" = 4:1 Safety Factor
- Viton O-rings standard
- 250° F Max
- Straight-Thru Series
- 1/4" 5000 PSI
- 3/8" 4000 PSI

PART #	DESCRIPTION
W04-24125-A	1/4" F x 1/4" MNPT
W04-24225-A	1/4" F x 1/4" FNPT
W04-34135-A	3/8" F x 3/8" MNPT
W04-34155-A	3/8" F x 1/2" MNPT
W04-34235-A	3/8" F x 3/8" FNPT

GP S. S. QUICK CONNECT SOCKETS



F x F



M x F

- 303 SS Sockets
- 4:1 Safety Factor
- EPDM O-rings
- 250° F Max.
- 1/4" 6000 PSI
- 3/8" & 1/2" 5000 PSI
- Straight-Thru Series

PART #	DESCRIPTION
W04-23225-A	1/4" F x 1/4" FPT
W04-23125-A	1/4" F x 1/4" MPT
W04-33235-A	3/8" F x 3/8" FPT
W04-33135-A	3/8" F x 3/8" MPT
W04-53255-A	1/2" F x 1/2" FPT
W04-53155-A	1/2" F x 1/2" MPT

PARKER S. S. QUICK CONNECT SOCKETS



M x F



F x F

- 303 SS Sockets
- 4:1 Safety Factor
- Buna-N O-rings standard
- 250° F Max.
- ST Series (Straight-Thru)
- 1/4" 6700 PSI
- 3/8" 5500 PSI

PART #	DESCRIPTION
W04-23224-A	1/4" F x 1/4" FPT
W04-33134-A	3/8" F x 3/8" MPT
W04-33234-A	3/8" F x 3/8" FPT

GP ZINC PLATED STEEL QUICK CONNECT PLUGS



M x F




M x M

- Zinc Plated Steel Plugs
- 4:1 Safety Factor
- Straight-Thru Series
- 250° F Max.
- 5000 PSI

PART #	DESCRIPTION
W04-21125-B	1/4" M x 1/4" MNPT (zinc plated)
W04-21225-B	1/4" M x 1/4" FNPT (zinc plated)
W04-31135-B	3/8" M x 3/8" MNPT (*nickel plated*)
W04-31235-B	3/8" M x 3/8" FNPT (zinc plated)

GP S. S. QUICK CONNECT PLUGS



M x M



M x F

- 303 SS Plugs
- 4:1 Safety Factor
- 250° F Max.
- 1/4" 6000 PSI
- 3/8" & 1/2" 5000 PSI
- Straight-Thru Series

PART #	DESCRIPTION
W04-23225-BC	1/4" M x 1/4" FPT
W04-23125-BC	1/4" M x 1/4" MPT
W04-33235-BC	3/8" M x 3/8" FPT
W04-33135-BC	3/8" M x 3/8" MPT
W04-53255-B	1/2" M x 1/2" FPT
W04-53155-B	1/2" M x 1/2" MPT

FOSTER S.S. QUICK CONNECT SOCKETS



F x F



- 303 SS Sockets
- 4:1 Safety Factor
- Buna-N O-rings standard
- 250° F Max.
- FST Series (Straight-Thru)
- 1/8" 4200 PSI
- 1/4" 5000 PSI
- 3/8" 5500 PSI
- 1/2" 3000 PSI

PART #	DESCRIPTION
W04-13211-A	1/8" F x 1/8" FPT
W04-23221-A	1/4" F x 1/4" FPT
W04-33231-A	3/8" F x 3/8" FPT
W04-53251-A	1/2" F x 1/2" FPT

FOSTER ZINC QUICK CONNECT PLUGS



M x F



M x M



- Zinc Plated Steel Plugs
- 4:1 Safety Factor
- 250° F Max.
- FST Series (Straight-Thru)
- 1/8" 2600 PSI
- 1/4" 5500 PSI
- 3/8" 3500 PSI
- 1/2" 2700 PSI
- 3/4" 2700 PSI

PART #	DESCRIPTION
W04-11111-B	1/8" M x 1/8" MPT
W04-21121-B	1/4" M x 1/4" MPT
W04-21221-B	1/4" M x 1/4" FPT
W04-31131-B	3/8" M x 3/8" MPT
W04-31231-B	3/8" M x 3/8" FPT
W04-51151-B	1/2" M x 1/2" MPT
W04-51251-B	1/2" M x 1/2" FPT
W04-71171-B	3/4" M x 3/4" MPT
W04-71271-B	3/4" M x 3/4" FPT

FOSTER BRASS QUICK CONNECT SOCKETS



F x F



M x F

- Brass Sockets
- 4:1 Safety Factor
- Buna-N O-rings standard
- 250° F Max.
- FST Series (Straight-Thru)
- 1/8" 2600 PSI
- 1/4" 5500 PSI
- 3/8" 3500 PSI
- 1/2" 2700 PSI
- 3/4" 2700 PSI

PART #	DESCRIPTION
W04-14111-A	1/8" F x 1/8" MPT
W04-14211-A	1/8" F x 1/8" FPT
W04-24121-A	1/4" F x 1/4" MPT
W04-24221-A	1/4" F x 1/4" FPT
W04-34131-A	3/8" F x 3/8" MPT
W04-34231-A	3/8" F x 3/8" FPT
W04-54151-A	1/2" F x 1/2" MPT
W04-54251-A	1/2" F x 1/2" FPT
W04-74171-A	3/4" F x 3/4" MPT
W04-74271-A	3/4" F x 3/4" FPT

BUNA-N OR VITON O-RINGS



Viton



Buna-N

- C = Buna-N to 250° F
- V = Viton to 300° F + & for aggressive chemicals
- Fits: Foster, General Pump, Hansen, JE Adams, Parker
- ST or FST straight thru series only
- Buna-N: Black, Viton: Brown

PART #	DESCRIPTION
W02-00063-C	1/4" QC
W02-00063-V	1/4" QC
W02-00067-C	3/8" QC
W02-00067-V	3/8" QC
W02-00071-C	1/2" QC
W02-00071-V	1/2" QC

FOSTER S.S QUICK CONNECT PLUGS



M x F



M x M

- 303 SS Plugs
- 4:1 Safety Factor
- 250° F Max.
- FST Series (Straight-Thru)
- 1/4" 5000 PSI
- 3/8" 5500 PSI
- 1/2" 3000 PSI

PART #	DESCRIPTION
W04-23121-B	1/4" M x 1/4" MPT
W04-23221-B	1/4" M x 1/4" FPT
W04-33131-B	3/8" M x 3/8" MPT
W04-33231-B	3/8" M x 3/8" FPT
W04-53151-B	1/2" M x 1/2" MPT
W04-53251-B	1/2" M x 1/2" FPT

BUNA-N OR VITON O-RINGS

25
PACKAGE QTY



Viton





Buna-N

- C = Buna-N to 250° F
- V = Viton to 300° F + & for aggressive chemicals
- Fits: Foster, General Pump, Hansen, JE Adams, Parker
- ST or FST straight thru series only
- Buna-N: Black, Viton: Brown

PART #	DESCRIPTION
W02-00063-C1	1/4" QC - 25/Pkg.
W02-00063-V1	1/4" QC - 25/Pkg.
W02-00067-C1	3/8" QC - 25/Pkg.
W02-00067-V1	3/8" QC - 25/Pkg.
W02-00071-C1	1/2" QC - 25/Pkg.
W02-00071-V1	1/2" QC - 25/Pkg.

QUICK COUPLER - 3 POSITION



- Full 90 degree range
- Brass body
- 1/4" F Quick connect
- 1/4" M Steel plug
- 4500 PSI max. pressure
- EPDM - Elastomer
- Nozzle not included
- 200° F Max

PART #	DESCRIPTION
N09-ALQC14PIVT	1/4" Quick Coupler - 3 Position

PIPE BUSHINGS

- M x F
- GS - Galvanized Steel
- PS - Plain Steel
- HP - Hi Pressure
- * = w/Vibra Seal



PART #	HI PRESSURE
E04-00001-58*	1/4" x 1/8" - Hex Head
E04-00002-58*	3/8" x 1/8" - Hex Head
E04-00016-58*	3/8" x 1/4" - Hex Head
E04-00004-58*	1/2" x 1/8" - Hex Head
E04-00006-58*	1/2" x 3/8" - Hex Head



PART #	HI PRESSURE
E04-00015-5	1 1/4" x 1/2" - Forged Steel - Hex Head



PART #	BRASS
E04-00016-48*	3/8" x 1/4" - Hex Head
E04-00005-48*	1/2" x 1/4" - Hex Head
E04-00006-48*	1/2" x 3/8" - Hex Head
E04-00007-4	3/4" x 1/4" - Hex Head
E04-00009-48*	3/4" x 1/2" - Hex Head



PART #	PLAIN STEEL
E04-00011	1" x 3/4" - Hex Head
E04-00014	1 1/4" x 1" - Hex Head



PART #	GALVANIZED STEEL
E04-00001-2	1/4" x 1/8" - Hex Head
E04-00003-2	3/8" x 1/4" - Hex Head
E04-00006-2	1/2" x 3/8" - Hex Head
E04-00009-2	3/4" x 1/2" - Hex Head

PIPE CROSSES

- F x F x F x F
- HD - Heavy Duty
- PS - Plain Steel
- B - Brass



PART #	HI PRESSURE
E07-00001-5	1/2" - Hi Pressure
E07-00006-5	3/8" - Hi Pressure



PART #	BRASS
E07-00006-4	3/8" - Brass
E07-00001-4	1/2" - Brass
E07-00002-4	3/4" - Brass



PART #	PLAIN STEEL
E07-00002-1	3/4" - Sch 80 - Forged Steel - HD



PART #	PVC
E07-00007-V	1 1/2" Slip/Slip/Slip/Slip - Sch 80

PIPE TEES

- F x F x F unless noted otherwise
- GS - Galvanized Steel
- PS - Plain Steel
- HD - Heavy duty
- HP - Hi Pressure
- * = w/Vibra Seal



PART #	HI PRESSURE
E10-00003-5	Tee - 3/8"
E10-00005-5	Tee - 1/2"



PART #	HI PRESSURE
E10-00021-58*	Street Tee - 3/8" F x 3/8" F x 3/8" M



PART #	BRASS
E10-00005-4	Tee - 1/2"
E10-00008-4	Tee - 3/4"



PART #	BRASS
E10-00017-48*	Street Tee - 1/2" F x 1/2" F x 1/2" M
E10-00018-4	Street Tee - 1/2" F x 1/2" F x 1/2" M - W/Tapped 1/4" F



PART #	PLAIN STEEL
E10-00005	Tee - 1/2" - Sch 40 PS
E10-00008	Tee - 3/4" - Sch 40 PS
E10-00010	Tee - 1 1/4" - Sch 40 PS



PART #	PLAIN STEEL
E10-00010-10	Tee - 1 1/4" - Forged Steel - 3000 PSI



PART #	PLAIN STEEL
E10-00040-1	Street Tee - 1/2" F x 1/2" F x 1/2" M - PS - 3000 PSI



PART #	GALVANIZED STEEL
E10-00002-2	Tee-1/4" -Sch 40 GS



PART #	PVC
E10-00011-V	Tee - 1 1/2" Slip - Sch 80 - HD
E10-00012-V	Tee - 2" Slip - Sch 80 - HD

PIPE ELBOWS

- F x F unless noted otherwise
- GS - Galvanized Steel
- PS - Plain Steel
- RP - Reducing Pipe
- HD - Heavy Duty
- HP - Hi Pressure
- * = w/Vibra Seal

PART #	HI PRESSURE
E08-00005-5	Elbow - 1/4" x 90° - HP - 7000 PSI Static
E08-00010-5	Elbow - 3/8" x 90° - HP - 6000 PSI Static
E08-00016-5	Elbow - 1/2" x 90° - HP - 4000 PSI Static

PART #	HI PRESSURE
E08-00006-58*	Str. Elbow - 1/4" M x 1/4" F x 90° - HP - 7000 PSI Static
E08-00011-58*	Str. Elbow - 3/8" M x 3/8" F x 90° - HP - 6000 PSI Static
E08-00017-58*	Str. Elbow - 1/2" M x 1/2" F x 90° - HP - 4000 PSI Static

PART #	BRASS
E08-00006-48*	Street Elbow - 1/4" M x 1/4" F x 90° - Brass
E08-00011-48*	Street Elbow - 3/8" M x 3/8" F x 90° - Brass

PART #	BRASS
E08-00017-48*	Street Elbow - 1/2" M x 1/2" F x 90° - Brass
E08-00039-4	Street Elbow - 3/4" M x 3/4" F x 90° - Brass

PART #	BRASS
E08-00010-4	Union Elbow - 3/8" x 90° - Brass
E08-00016-4	Elbow - 1/2" x 90° - Brass

PART #	BRASS
E08-00016-4T	Union Elbow - 1/2" F w/Tapped 1/4" F - Brass

PART #	BRASS
E08-00019-4	Elbow - 3/4" x 3/4" x 90° - Brass

PART #	FORGED STEEL
E08-00012-5	Elbow - 1/2" F x 3/8" F x 90° - Forged - 3000 PSI - RP

PART #	PLAIN STEEL
E08-00016	Elbow - 1/2" x 90° - Sch 40 PS
E08-00019	Elbow - 3/4" x 90° - Sch 40 PS
E08-00020	Elbow - 1" x 90° - Sch 40 PS
E08-00021	Elbow - 1 1/4" x 90° - Sch 40 PS
E08-00021-10	Elbow - 1 1/4" x 90° - Forged Steel - 3000 PSI

PART #	GALVANIZED STEEL
E08-00003-2	Elbow - 1/4" x 45° - Sch 40 GS
E08-00008-2	Elbow - 3/8" x 45° - Sch 40 GS

PIPE ELBOWS

PART #	GALVANIZED STEEL
E08-00006-2	Street Elbow - 1/4" M x 1/4" F x 90° - Sch 40 GS

PART #	PVC
E08-00020-V	Elbow - 1" F x 1" Slip x 90° - Sch 80 - PVC

PART #	GALVANIZED STEEL
E08-00001-2	Elbow - 1/8" x 90° - Sch 40 GS
E08-00005-2	Elbow - 1/4" x 90° - Sch 40 GS
E08-00010-2	Elbow - 3/8" x 90° - Sch 40 GS
E08-00019-2	Elbow - 3/4" F x 90° - Sch 40 GS

PART #	PVC
E08-00020-V1	Elbow - 1" Slip x Slip x 90° - Sch 80 - PVC
E08-00025-V	Elbow - 1 1/2" Slip x Slip x 90° - Sch 80 - PVC
E08-00026-V	Elbow - 2" Slip x Slip x 90° - Sch 80 - PVC

PIPE COUPLINGS


- F x F
- GS - Galvanized Steel
- HD - Heavy Duty
- PS - Plain Steel
- SS - Stainless Steel
- TT - Taper Tapped


PART #	PLAIN STEEL
E06-00002	Half Coupling - 1/4" - Sch 40 PS
E06-00009-1	Half Coupling - 1/2" - Forged Steel - 3000 PSI


PART #	PLAIN STEEL
E06-00038-6	Full Coupling - 1/4" - Forged Steel - TT - 3000 PSI
E06-00004	Full Coupling - 3/8" - Sch 40 PS - TT
E06-00004-1A	Full Coupling - 3/8" - Forged Steel - 3000 PSI
E06-00008	Full Coupling - 1/2" - Sch 40 PS - TT
E06-00016	Full Coupling - 1" - Sch 40 PS

PART #	PLAIN STEEL
E06-00012-1	Full Coupling - 3/4" - Forged Steel - 3000 PSI

PIPE COUPLINGS


	PART #	GALVANIZED STEEL
	E06-00003-2	Full Coupling - 1/4" - Sch 40 GS - TT
	E06-00004-2	Full Coupling - 3/8" - Sch 40 GS - TT
	E06-00008-2	Full Coupling - 1/2" - Sch 40 GS - TT
	E06-00012-2	Full Coupling - 3/4" - Sch 40 GS - TT


	PART #	HEAVY DUTY
	E06-00003-5	Full Coupling - 1/4" - Sch 80 PS - HD - w/Hex
	E06-00028	Full Coupling - 3/8" - Steel - HD - w/Hex
	E06-00008-1	Full Coupling - 1/2" - Sch 80 PS - HD - w/Hex


	PART #	STAINLESS STEEL
	E06-00004-3	Full Coupling - 3/8" - #304 SS
	E06-00008-3	Full Coupling - 1/2" - Sch 40 SS

CLOSE PIPE NIPPLES

- Male pipe
- SS - Stainless Steel
- GS - Galvanized Steel
- HD - Heavy Duty
- PS - Plain Steel
- * = w/Vibra Seal
- RP - Reducing Pipe

	PART #	HI PRESSURE
	E13-00010-58*	1/4" - w/Hex
	E15-00010-58*	1/2" - w/Hex


	PART #	HI PRESSURE
	E14-R0010-58*	3/8" M x 1/4" M - RP - w/Hex
	E15-R0005-58*	1/2" M x 3/8" M - RP - w/Hex


	PART #	BRASS
	E13-00010-48*	1/4" - Nipple
	E14-00016-48*	3/8" - Nipple
	E15-00010-48*	1/2" - Nipple

	PART #	BRASS
	E16-00011-4	3/4" - Nipple w/Hex

	PART #	PLAIN STEEL SCH 80
	E14-00010-68*	3/8" - Nipple HD - w/Hex

CLOSE PIPE NIPPLES


	PART #	PLAIN STEEL
	E16-00010-1	3/4" - PS - Sch 80 - HD
	E17-00010	1" - PS - Sch 40
	E18-00010	1 1/4" - PS - Sch 40
	E18-00010-1	1 1/4" - PS - Sch 80 - HD


	PART #	GALVANIZED STEEL
	E12-00010-2	1/8" - GS - Sch 40
	E13-00010-2	1/4" - GS - Sch 40
	E14-00010-2	3/8" - GS - Sch 80 - HD
	E15-00010-2	1/2" - GS - Sch 80 - HD

	PART #	STAINLESS STEEL
	E15-00010-3	1/2" - 316L SS - Sch 80 - HD

PIPE ADAPTERS


- ZPS - Zinc Plated Steel
- * = w/Vibra Seal

	PART #	BRASS
	E06-00084-4	1/2" F x 3/8" M - Brass - w/Hex

	PART #	PLAIN STEEL
	E06-00086-28*	3/8" M x 1/2" F - ZPS - 5000 PSI - w/Hex
	E06-00098	1/2" M x 1/2" F - ZPS - 5000 PSI - w/Hex

HOSE BARBS

- Brass unless otherwise noted as nylon or plastic
- * = w/Vibra Seal

	PART #	BRASS
	W02-10018-8*	1/4" Barb x 1/8" Male x Straight - w/Hex
	W02-10019-8*	1/4" Barb x 1/4" Male x Straight - w/Hex
	W02-10020-8*	1/4" Barb x 3/8" Male x Straight - w/Hex
	W02-10024-8*	1/4" Barb x 1/2" Male x Straight - w/Hex
	W02-10023-8*	3/8" Barb x 1/4" Male x Straight - w/Hex
	W02-10021-8*	3/8" Barb x 3/8" Male x Straight - w/Hex
	W02-10030-8*	3/8" Barb x 1/2" Male x Straight - w/Hex
	W02-10047-8*	1/2" Barb x 1/2" Male x Straight - w/Hex
	W02-10022-8*	5/8" Barb x 3/8" Male x Straight - w/Hex
	W02-10025-8*	5/8" Barb x 1/2" Male x Straight - w/Hex
	W02-10028-8*	5/8" Barb x 3/4" Male x Straight - w/Hex
	W02-10027-8*	3/4" Barb x 1/2" Male x Straight - w/Hex
	W02-10029-8*	3/4" Barb x 3/4" Male x Straight - w/Hex
	W02-10035-8*	1" Barb x 3/4" Male x Straight - w/Hex

HOSE BARBS



PART #	BRASS
W02-10059-48*	1/2" Barb x 3/8" Male x 90° (Beaded)
W02-10058-8*	5/8" Barb x 3/8" Male x 90° (Beaded)
W02-10057-8*	5/8" Barb x 1/2" Male x 90° (Beaded)
W02-10026-8*	3/4" Barb x 1/2" Male x 90° (Beaded)
W02-10074-8*	3/4" Barb x 3/4" Male x 90° (Beaded)



PART #	BRASS
W02-10060	3/8" Barb x 1/4" Female x 90° - Note: The 3/8" barb can be used with either 1/4" Hose or 3/8" Poly tubing.



PART #	BRASS
W02-10031	1/4" Barb x 1/4" Male x 90°
W02-10048-8*	1/4" Barb x 3/8" Male x 90°
W02-10040-8*	3/8" Barb x 3/8" Male x 90°
W02-10036-8*	3/8" Barb x 1/2" Male x 90°



PART #	BRASS
W02-10016-8	1/4" Barb x 1/4" Barb x 1/4" Male



PART #	NYLON/PLASTIC
W02-10022-P	5/8" Barb x 3/8" Male x Straight - Plastic - w/Hex
W02-10029-V	3/4" Barb x 3/4" Male x Straight - Nylon - w/Hex
W02-10051-V	1 1/2" Barb x 1 1/2" Male x Straight - Nylon - w/Hex
W02-10078-P	2" Barb x 1 1/2" Male x Straight - Nylon - w/Hex



PART #	NYLON/PLASTIC
W02-10045-P	1/2" Barb x 11/16" Male x 90° w/lock nut—Nylon—No Hex
W02-10025-P	5/8" Barb x 1/2" Male x 90° - Nylon—w/Hex
W02-10056-V	2" Barb x 1 1/2" Male x 90° - w/Hex

HOSE CLAMPS



- Stainless steel spiral band

PART #	DESCRIPTION
W02-00031	1" - 1 1/4" OD
W02-00032	3/8" - 7/8" OD
W02-00033	7/32" - 5/8" ID
W02-00036	3/16" - 1 1/2" ID
W02-00038	7/8" - 1 3/8" ID, 1" - 2" OD
W02-00085	5/16" - 1/2" ID, 7/16" - 1" OD
W02-00089	1-3/4" to 2-3/4"

BRASS GARDEN HOSE FITTINGS




GH Adapter
C05-00260-1,
C05-00270-2



GH Adapter
C05-00272



FGH Nut
C05-00270-1



FGH Swivel Adapter
C05-00273, C05-00274



GH QC Ass'y
C05-00294



MGH Adapter
C05-00291

- MGH = Male Garden Hose
- FGH = Female Garden Hose
- C05-00294:

Socket -

1/2" QD Female x 3/4" Garden Hose Female Thread

* Socket includes a washer.

Plug -

3/4" Garden Hose Male Thread x 1/2" QD Male Plug

PART #	DESCRIPTION
C05-00260-1	3/8" M x 3/8" Hex F - 15/16" Long - GH Adapter
C05-00270-2	1/2" M x 1/2" Hex F - 15/16" Long - GH Adapter
C05-00272	1/2" M x 1/2" Hex F - 3" Long - GH Adapter
C05-00270-1	3/4" FGH Nut
C05-00273	3/4" FGH x 1/2" F Swivel Adapter
C05-00274	3/4" FGH x 3/8" F Swivel Adapter
C05-00291	3/4" MGH Adapter
C05-00294	3/4" GH Quick Connect Assembly (Socket & Plug)

SWIVELS



C05-00265



C05-00266

- ST-301 series
- 12 GPM flow rate
- 5070 PSI max. pressure
- Hose connection to gun
- Brass and SS internal
- 300° F

PART #	DESCRIPTION
C05-00265	Rotating swivel - 3/8" M x 3/8" F (#200301025)
C05-00266	Rotating swivel - 3/8" F x 3/8" F (#200301030)

HIGH PRESSURE SWIVELS



- 10.5 GPM flow rate
- 5650 PSI max. pressure
- Medium resistance, SS
- 320° F

PART #	DESCRIPTION
C05-00280-3	3/8" M x F - SS High Pressure Swivel
C05-00281-3	1/4" M x F - SS High Pressure Swivel

HOSE REEL SWIVEL



- 90° Swivel
- 302 Stainless Steel
- 3/8 F x F
- 4000 PSI
- 200° F

PART #	DESCRIPTION
REEL-85402005	Swivel - 3/8" F x F (For REEL-85402002S Hose Reel)

HOSE REEL SWIVEL



- 3000 PSI
- F x F, 90°
- 275° F

PART #	DESCRIPTION
COX-01935	#1935 = 3/8" Swivel w/Buna-N (Brass)
COX-991935	Seal Repair Kit for COX-01935 Swivel
COX-01935-1	#1935-1 = 3/8" Swivel w/Viton (Brass)
COX-991935-1	Seal Repair Kit for COX-01935-1 Swivel
COX-00439	#439 = 1/2" Swivel w/Buna-N (Brass)
COX-99439	Seal Repair Kit for COX-00439 Swivel
COX-00439-1	#439-1 = 1/2" Swivel w/Viton (Brass)
COX-99439-1	Seal Repair Kit for COX-00439-1 Swivel



SWIVEL COUPLING



- 25 GPM Flow Rate
- Port Size: 1/2" NPT-14
- 5,000 PSI Max. Pressure
- Max. Temp 250° F
- Through Hole: 1/2"
- Dimensions: 3" x Ø1.6"
- Weight: 17.5 oz
- Materials: Stainless Steel, Buna-N, Teflon

PART #	DESCRIPTION
REEL-DHRA50150-2	Swivel Coupling - 1/2" F

HOSE REEL SWIVEL



REEL-100887



REEL-2103261

- #2103241 Brass 4000 PSI
- #2103261 Chrome plated steel, 5000 PSI

PART #	DESCRIPTION
REEL-100887	Swivel - 3/8" M x F, 90° - #2103241 (old #100887) *For reels #D30001, #D30002, and also #D30004, #D30006, & #D30008 versions "without a pigtail" - Note: If a swivel is needed for older versions of these reels that have a pigtail, please order REEL-100053 instead.
REEL-2103261	Swivel - 3/8" F x F - #2103261*For reels #DHR50100 & DHR50150 versions without a pigtail

HOSE REEL SWIVEL



REEL-02652



REEL-GAS0291,
REEL-GAS0301

- Brass Housing, Stainless Steel Rotor
- 5000 PSI
- 325° F
- REEL-GAS0291 & REEL-GAS0301: These swivels go on the "old" style reels.
- REEL-02652: This swivel goes on the "new" style reels.
- REEL-GA02901: This kit will service both "old" style and "new" style swivels that are listed in the table below.

PART #	RAPID REEL #	DESCRIPTION
REEL-GAS0291	2458	1/2" F x 3/8" F Brass Swivel
REEL-GAS0301	2459	1/2" F x 1/2" F Brass Swivel
REEL-02652	2652	1/2" M x 3/8" F Brass Swivel
REEL-GA02901	2456	Swivel Repair Kit - Viton Seal

HOSE REEL SWIVEL



- 90° Steel swivels
- AFLAS seals
- **Simplified Connections:** Super Swivels can connect directly to hose lines which would do away with adapters. They reduce the complexity of hose lines for 90° connections. Less hose is required with Super Swivels live swivels reducing space needs.
- **Reduce Hose Twisting:** The live swivel action reduces risk of hose twisting and kinking even in 90° angle connections.
- **Less System Shock:** The increased hose movement allowed by Super Swivels' superior design reduces system rigidity and helps absorb some system impulses.
- 400° F

NOTE: Reel-01401404 replaces COX-07475
 Reel-01401409 replaces COX-07868
 Reel-9901401404 replaces COX-997475
 Reel-9901401409 replaces COX-997868

PART #	DESCRIPTION
REEL-01401436	Super Swivel 1/4" F x F - 5000 PSI
REEL-01401400	Super Swivel 3/8" F x F - 5000 PSI
REEL-01401430	Super Swivel 3/8" M x F - 5000 PSI
REEL-01401404	Super Swivel 1/2" F x F - 5000 PSI
REEL-01401429	Super Swivel 1/2" M x F - 5000 PSI
REEL-01401449	Super Swivel 1/2" F x 3/8" F - 5000 PSI
REEL-01401409	Super Swivel 3/4" F x F - 4500 PSI
REEL-01401479	Super Swivel 1" M x F - 4000 PSI
REEL-9901401404	Repair kit for REEL-01401404, REEL-01401429
REEL-9901401409	Repair kit for REEL-01401409, REEL-01401449
REEL-9901401430	Repair kit for REEL-01401430 and REEL-01401400
REEL-9901401436	Repair kit for REEL-01401436
REEL-9901401479	Repair kit for REEL-01401479

TEFLON THREAD SEALING TAPE



- 1/2" x 520" Roll
- Meets Mil Spec T-27730A

PART #	DESCRIPTION
ZA1-00001	Teflon tape - 1/2" x 520" Roll

LIVE GUN SWIVELS



- Single bearing system
- Brass, nickel-plated body
- 304SS Internal
- Live swivel
- Use between hose and gun
- Reinforced inner part
- Maintenance free
- Applications: high pressure guns, hose connections, hydraulics
- 1/4" Nominal width (widest point of swivel)
- 4000 PSI max. pressure
- 30 Max. RPM
- 250° F

PART #	DESCRIPTION
J06-00342-01	Hi Pressure Swivel - 1/4" M x 1/4" F
J06-00343-01	Hi Pressure Swivel - 3/8" M x 3/8" F

BRASS BALL BEARING SWIVEL



- High pressure brass swivel
- Rebuildable
- Great for hose reels and overhead booms!
- 160 ° F
- SW504 Series

PART #	DESCRIPTION
C05-00269	3/8" M x 3/8" F - 3500 PSI Max. (SW504A-HP)
C05-99RK550	Repair Kit - For All SW504 Series Swivels (SW-504-RK)

THREADLOCKER - ENGINEERING ADHESIVE



- Threadlocker, 10 ml plastic bottle
- -55° / +150° C
- Semi-permanent locking, medium strength
- For thread locking of nuts and bolts

PART #	DESCRIPTION
Z06-00059	Threadlock - 10 ml - Medium Strength

HIGH STRENGTH THREADLOCKER



- Competes with Loctite 271 (Red)
- .34 FL oz (10 ml)
- Great sealant for troublesome threads! Suitable for most applications where disassembly is not required. Permanently locks nuts or bolts up to 1" in diameter. Designed to withstand extreme environmental conditions and chemical exposure.
- Temp. -65° F to 300° F

PART #	DESCRIPTION
Z06-00044	Sealant - Threadlocker

XTREME PERFORMANCE FUEL FILTER



- 1/4" F x F
- 10 Micron filtration
- Plastic bowl
- Easy to drain water/sediment bowl
- Convenient spin-on type

PART #	DESCRIPTION
V04-00308	Fuel Filter
V04-00308-01	Filter Element w/o-ring & gasket
V04-00308-05	O-ring & Gasket
V04-00308-K	Replacement Bowl Kit (Clear Bowl w/Drain Valve & O-Ring for Bottom of Fuel Filter)

FUEL FILTER - PLASTIC



- In-line - disposable
- Protect your engine from "dirty" fuel
- Filter Rating - 15 Micron
- Housing - Clear Polycarbonate
- Barb Shank Size - 0.250" dia. (1/4")
- Overall Length - 3.940"
- Max Diameter - 2.140"
- Weight - 2.0 oz.

PART #	DESCRIPTION
07-02500	Fuel Filter

IN-LINE HIGH PRESSURE FILTER



- 8 GPM flow rate
- 4000 PSI max. pressure
- 3/8" F x 3/8" M
- 200° F

PART #	DESCRIPTION
J06-00271D	In-Line High Pressure Filter - Brass

IN-LINE HIGH PRESSURE FILTER



- 8 GPM flow rate
- 5500 PSI max. pressure
- 1/4" QC x 1/4" M
- SS QC w/brass Male threads
- 416 SS, 200° F
- Recommended for use with rotating nozzles

PART #	DESCRIPTION
J06-00271C	In-Line High Pressure Filter

FUEL FILTER



- 1/4" F x F
- SS 100 Micron
- Clear plastic bowl for easy viewing
- Aluminum housing

PART #	DESCRIPTION
V04-00314	Fuel Filter
V04-00314-3	Filter Element

FUEL FILTER



- 3/8" F x F
- 10 GPH Firing rate @ 10 Microns, 40 PSI
- Compatible with Bio-Fuel blends up thru B100
- Durable epoxy coated galvanized steel filter bowl inside & out
- Wool felt filter element

PART #	DESCRIPTION
V04-00315	Fuel Filter - #1A-25B
V04-00302-01	Filter Element - Wool Felt - #1A-30

IN-LINE FILTER - GREEN CAP



- 5.8 GPM @ 145 PSI
- 1/2" M x 1/2" F
- (2) 1/4" F accessory side ports
- 176° F
- Material: Aluminum, Brass, Plastic, Buna-N
- 40 Mesh

PART #	DESCRIPTION
C04-00141	In-line Water Filter - #ZMFIL
C04-00141-1	Green Cap
C04-00141-03	Filter Screen
C07-01421	O-ring for C04-00141-1

IN-LINE HIGH PRESSURE FILTER



J06-00271A



J06-00271B

- 8 GPM flow rate
- 5000 PSI max. pressure
- Recommended for use with rotating nozzles
- 200° F

PART #	DESCRIPTION
J06-00271A	1/4" F x 1/4" M - SS Body w/Brass Insert
J06-00271B	1/4" QC x 1/4" M - SS Body w/Brass Insert



GARDEN HOSE INLET LINE STRAINER



- 3/4" FGH Inlet x 1/2" MPT w/ 1/4" bypass port and filter
- Brass material

PART #	DESCRIPTION
C05-00302	Garden Hose Inlet Line Strainer

SOAP SCREEN - BRASS



- 1/4" Hose barb
- 50 Mesh stainless steel screen, removable mesh for easy cleaning

PART #	DESCRIPTION
C04-00131	Soap Screen - Spring loaded with check valve

SOAP SCREEN - STAINLESS STEEL



- 1/4" Barb
- Nickel plated brass body
- SS 60 mesh screen, SS check ball

PART #	DESCRIPTION
C04-00135	Soap Screen

SOAP SCREEN - PLASTIC



- 1/4" Hose barb
- Corrosion resistant plastic

PART #	DESCRIPTION
C04-00130	Soap Screen - Spring loaded with check valve
C04-00129	Soap Screen - w/o check valve

DURAVIEW INLET FILTERS



- 8 GPM @ 180° F
- 150 PSI max. pressure
- 60 Mesh, Materials: Brass, SS, Buna-N
- Strongest see-through filter on the market
- Load bearing brass spine
- Integrated garden hose connector
- Flow through design, clear plastic cover
- Over-molded easy grip nut

PART #	DESCRIPTION
C04-00144	1/2" M x GH - #100649
C04-00145	3/8" M x GH - #100650
C04-00146	1/2" M x GH, 1/4" F Bypass - #100651
C04-00147	3/8" M x GH, 1/4" F Bypass - #100652
C04-00144-05	Clear Cover Replacement
C04-00148	Repair Kit - Includes screen & o-rings - #100669

Y-STRAINER - INLINE PLASTIC



- 21 GPM flow rate
- 145 PSI max. pressure
- 3/4" F x F, SS 50 mesh screen, 104° F

PART #	DESCRIPTION
C04-00140	Y-Strainer - #YFY34

INLINE CAN-TYPE FILTERS



C04-00134, C04-00138 C04-00142, C04-00169 C04-00186, C04-00187 C04-00188

- C04-00134 & C04-00138: Polypropylene head & bowl with ss screen - bowl and head are corrosion & chemical resistant
- C04-00186, C04-00187 & C04-00188: Nylon head & polycarbonate bowl with ss screen
- C04-00142 & C04-00169: Polypropylene black head & bowl with hanger tab and ss screen - resistant to mineral acids, salt solutions, and solvents
- 150 PSI max. on all filters

PART #	DESCRIPTION
C04-00134	PP Bowl - 3/4" F - 16 mesh screen
C04-00138	PP Bowl - 3/4" F - 50 mesh screen
C04-00142	Black PP Bowl w/hanger tab - 1/2" F - 50 mesh screen
C04-00169	Black PP Bowl w/hanger tab - 3/4" F - 50 mesh screen
C04-00186	Clear Polycarb. Bowl - 1/2" F - 50 mesh screen
C04-00187	Clear Polycarb. Bowl - 3/4" F - 50 mesh screen
C04-00188	Clear Polycarb. Bowl - 1" F - 50 mesh screen

SUCTION-LINE STRAINERS/TANK SCREENS



- Black PVC base: C04-00110
- Yellow PVC base: C04-00120
- Threaded to attach to pipe or nipple
- Use for pump or chemical suction
- SS screen

PART #	DESCRIPTION
C04-00110	3/8" Female - 30 Mesh
C04-00120	1/2" Female - 30 Mesh

Y-STRAINER - INLINE BRONZE



- 300 PSI (WOG)
- 150 PSI (WSP)
- 3/4" F x F
- 304SS 20 mesh screen

PART #	DESCRIPTION
E22-00013	Y-Strainer

GARDEN HOSE WASHERS



C04-00121 C05-00271

- PVC base
- Filter washer SS 30-30 mesh screen

PART #	DESCRIPTION
C04-00121	Filter Washer - #FWG3030
C05-00271	Hose Washer - 5/8" ID x 1" OD

PRESSURE GAUGE - BOTTOM MOUNT



- Glycerin filled
- Brass 1/4" Male connection
- 2.5" Face
- ABS cased

PART #	DESCRIPTION
Y02-00047	Pressure Gauge 0-2000 PSI
Y02-00048	Pressure Gauge 0-5000 PSI

PRESSURE GAUGE - CENTER BACK PANEL MOUNT



- Glycerin filled
- Brass 1/4" Male connection
- 2.5" Face, Stainless steel case
- Mounting Ring included

PART #	DESCRIPTION
Y02-00044	Pressure Gauge 0-100 PSI
Y02-00045	Pressure Gauge 0-1000 PSI
Y02-00046	Pressure Gauge 0-2000 PSI
Y02-00014	Pressure Gauge 0-3000 PSI
Y02-00015	Pressure Gauge 0-5000 PSI


VACUUM GAUGE



- 2.5" Face, 1/4" Male bottom connect
- Glycerin filled, Stainless steel
- 30" HG to 30 PSI

PART #	DESCRIPTION
Y02-00004	Vacuum Gauge

TEMPERATURE GAUGE DIAL THERMOMETER



Y01-99001

- 3" Dial, 4" Stem
- 50-500 Degree F
- SS case & stem
- Dual scale F & C

PART #	DESCRIPTION
Y01-00017	Thermometer
Y01-99001	Quick Disconnect Gauge Kit (Fittings & Gauge)

PRESSURE GAUGE - BOTTOM MOUNT



- Glycerin filled
- Brass 1/4" Male connection
- 2.5" Face, Stainless steel case

PART #	DESCRIPTION
Y02-00078	Pressure Gauge 0-30 PSI
Y02-00079	Pressure Gauge 0-60 PSI
Y02-00040	Pressure Gauge 0-100 PSI
Y02-00080	Pressure Gauge 0-160 PSI
Y02-00041	Pressure Gauge 0-200 PSI
Y02-00032	Pressure Gauge 0-300 PSI
Y02-00006	Pressure Gauge 0-600 PSI
Y02-00001	Pressure Gauge 0-1000 PSI
Y02-00002	Pressure Gauge 0-2000 PSI
Y02-00003	Pressure Gauge 0-3000 PSI
Y02-00010	Pressure Gauge 0-5000 PSI
Y02-00043	Pressure Gauge 0-10000 PSI


QUICK DISCONNECT GAUGE



- 3/8" QD Stainless Steel Socket
- 3/8" QD Brass Plug
- 1/4" FPT Gauge Port
- 5000 PSI max. pressure
- Gauge is Glycerin filled, Stainless Steel

PART #	DESCRIPTION
Y02-00058-01	Gauge Quick Disconnect (QD Fitting Only)
Y02-00058	Quick Disconnect Gauge Kit (Fitting & Gauge)

FUEL PRESSURE TEST GAUGE



- Easy to use
- Easy to read face
- No more guess work
- A must for the true technician
- Includes: 0-200 PSI gauge, bell coupling, pipe nipple

PART #	DESCRIPTION
Y01-99004	Fuel Pressure Test Gauge Kit

GAS PRESSURE TEST KIT



- Easy hook up
- Easy to read face
- Includes storage case

PART #	DESCRIPTION
Z09-00003	Gas pressure test gauge test kit

FLOAT VALVE - COMPLETE



- 7 GPM flow rate
- 140 PSI max. pressure
- 3/8" Male inlet
- Hose barb outlet
- 140° F
- Includes: ball, arm, & rod
- PA #Y29016090

PART #	DESCRIPTION
C03-00631	Float Valve - Complete
C03-00631-01	Hex Nut #Y29017131
C03-00631-02	Flat Washer #Y29017681
C03-00631-03	Brass Nipple #Y29017236
C03-00631-04	Valve Seat #Y29016584
C03-00631-05	Valve Housing #Y29016131
C03-00631-06	Piston #Y29016681
C03-00631-07	Piston Rod #Y29016484
C03-00631-08	Piston Guide #Y29016931
C03-00631-09	Retainer Nut #Y29016336
C03-00631-10	Cap Screw #Y16187000
C03-00631-11	Float Arm #Y29019031
C03-00631-14	Hex Nut #Y11452000
C03-00631-16	Brass Lever #Y29016835
C03-00631-17	Cotter Key #Y11054901
C03-00631-18	Toe Nipple #Y29016236
C03-00628	Float #Y29017084
C03-00635-10	Wing Screw #Y12001500
H05-18700	Flat Washer

FLOAT VALVE - COMPLETE



- 5 GPM flow rate at PSI
- 140 PSI max. pressure
- 1/2" Female inlet
- 3/8" Male hose barb outlet
- 176° F
- Brass body with polyamide cover
- Brass arm and rod with plastic ball
- Adjustable float arm
- Suttner #ST-8

PART #	DESCRIPTION
C03-00634	Float Valve complete w/ball
C03-99634	Repair Kit
C03-99634-01	1/2" Male Adapter Kit

FLOAT VALVE - COMPLETE



- 7 GPM flow rate
- 85 PSI max. pressure
- 1/2" Male inlet
- Brass body, arm, and rod
- 140° F
- PA #YRG60FV

PART #	DESCRIPTION
C03-00649	Float Valve - Complete


HUDSON FLOAT VALVE



- 1/2" Female Thread
- 5" Height, 3" Diameter
- No exterior moving parts
- Automatic anti-siphon
- 0-130 lbs. operating pressure
- Flow rate: approx. 80% of flow supplied to valve
- 90° F
- L = 1/2" Valve screen
- M = Cap w/brass threads
- N = Retainer ring
- O = Diaphragm strainer
- P = Diaphragm stem
- Q = Control diaphragm
- R = 1/2" Splash guard
- S = Valve body insert
- T = 1/2" Valve body
- U = Screw
- V = Shut-off pad
- W = 1/2" Float

PART #	DESCRIPTION
C03-00645	1/2" Float Valve - #V-S

FLOAT VALVE - COMPLETE



- Free Discharge Flow Capacity:
14 GPM - 35 PSI
20 GPM - 65 PSI
22.5 GPM - 85 PSI
- 1/2" Male inlet, Free flow outlet
- Brass body
- Assembly includes:
valve, ball, rod, (2) adapters,
lock nut, jam nut

PART #	DESCRIPTION
C03-99620-M	Float Valve Kit (Complete)
C03-00620-Q	Float Valve
C03-00622-B	Float Ball
C03-99620-Q	Plunger Kit (Plunger with both seals)

FLOAT VALVE - COMPLETE (DIAPHRAGM)




- 7 GPM flow rate
- 70 PSI max. pressure
- 1/2" Male inlet
- 120° F
- All plastic
- Includes: ball, arm, & rod
- Adjustable float arm

PART #	DESCRIPTION
C03-00630	Float Valve complete w/ball
C03-00630-02	Float Ball



FLOAT VALVE



- 85 PSI max. pressure
- 180° F
- Brass body
- Brass arm w/o rod and ball
- Adjustable float arm
- Robert Mfg. "Bob" series

PART #	DESCRIPTION
C03-00627	Valve - R400-1 - 68.5 GPM flow rate - 1" M x 1" M
C03-00640	Valve - R400-3/4 - 39.9 GPM flow rate - 3/4" M x 3/4" M
C03-00642	Ball - R400-1, R400-3/4

THREADED ROD

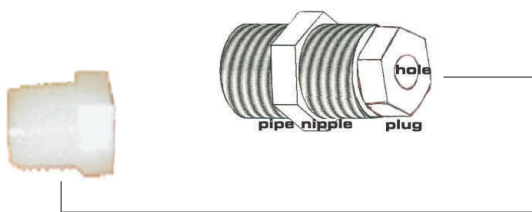


- 1/4" x 20 UNC x 3"
- Zinc plated steel

PART #	DESCRIPTION
AR14-00300	Threaded Rod

FLOAT TANK PLASTIC SUCTION RESTRICTOR

- Plug only - not drilled: drill to size required after plug is inserted or the hole could become distorted.
- Restrictor - drilled to size listed: Plug is inserted into a pipe nipple and drilled.
- Restrictors are required to create vacuum.



PART #	DESCRIPTION
E09-00002-P	Plastic Plug 1/4" M (Drill to size after inserted.)
E09-00003-P	Plastic Plug 3/8" M (Drill to size after inserted.)
412-10541	Plastic Restrictor 1/2" M (Drilled to 5/16" orf.)
645-10542	Plastic Restrictor 1/2" M (Drilled to 9/32" orf.)
4120-10540	Plastic Restrictor 1/2" M (Drilled to 11/32" orf.)
4108-10553	Plastic Restrictor 1/2" M (Drilled to 21/64" orf.)
5181-10548	Plastic Restrictor 1/2" M (Drilled to 23/64" orf.)
5182-10547	Plastic Restrictor 1/2" M (Drilled to 25/64" orf.)
120-10506	Plastic Restrictor 1/2" M (Drilled to 1/4" orf.)
520-10538 <small>NEW PRODUCT</small>	Plastic Restrictor 1/2" M (Drilled to 3/8" orf.)

FLOAT BALL



- Half-moon shaped plastic float ball with bolt hole
- Use with C03-00629 1/2" Float valve.

PART #	DESCRIPTION
C03-00628	Float Ball

FLOAT BALL



- Square shaped plastic float ball
- For use with C03-00630 1/2" Float valve.

PART #	DESCRIPTION
C03-00630-02	Float Ball

FLOAT BALL



- Round plastic float ball - 6" OD
- Use with C03-00627 1" Float valve.
- Use with C03-00640 3/4" Float valve.

PART #	DESCRIPTION
C03-00642	Float Ball

FLOAT BALL KIT



- Round plastic float ball with rod
- Threaded rod - 1/4" x 20 UNC x 2 5/8"
- Use on a variety of units

PART #	DESCRIPTION
C03-99622	Float Ball Kit


BALL VALVE - BRASS F X M (1-WAY)



- 500 PSI max. pressure
- 180° F
- Buna-N seals
- Machined seats & seals allow for bubble tight sealing of gases & liquids

PART #	DESCRIPTION
C03-00120	1/4" F x M

BALL VALVE - BRASS M X BARB (2-WAY)



- 500 PSI max. pressure
- 180° F
- Buna-N seals
- 2-Way

PART #	DESCRIPTION
C03-00131	1/4" M x 1/4" Barb

BALL VALVES - BRASS FULL PORT F X F (2-WAY)



- Brass, full port
- Investment cast body and cap
- Chrome plated brass ball
- Blow-out proof stem
- Adjustable stem packing
- Teflon seals and seats for smooth operation and proper seating characteristics
- 600 PSI (WOG), 100 PSI (Steam)
- -40° F to 366° F operating temp.
- 2-Way

PART #	DESCRIPTION
C03-00186	1/4" F x F
C03-00187	3/8" F x F
C03-00188	1/2" F x F
C03-00189	3/4" F x F
C03-00190	1" F x F
C03-00191	1 1/4" F x F


BALL VALVES - PLATED STEEL F X F (2-WAY)



- Chrome shut off ball on teflon seals
- 7400 PSI max. pressure
- 212° F
- 2-Way

PART #	DESCRIPTION
C03-00117	1/4" F x F
C03-00118	3/8" F x F
C03-00119	1/2" F x F

BALL VALVE - BRASS F X F (2-WAY)



- 600 PSI @ 250° F max. (WOG)
- 150 PSI @ 300° F max. (Saturated Steam)

PART #	DESCRIPTION
C03-00128A	1/2" F x F (PTF Ports)

BALL VALVE - BRASS F X F (2-WAY)



- 600 PSI @ 100° F maximum (WOG)
- Teflon seals
- Hexagon body
- 2-Way

PART #	DESCRIPTION
C03-00133	3/4" F x F


BALL VALVES - 316 STAINLESS STEEL FULL PORT F X F (2-WAY)



- 2 Piece, full port 316 stainless steel
- Investment cast body and cap
- Blow-out proof stem and ball are made of 316 SS
- Adjustable stem packing
- Teflon seals and seats for smooth operation and proper seating characteristics
- 1000 PSI (WOG)
- -60° F to 450° F operating temp.
- Locking device on handle, 2-Way

PART #	DESCRIPTION
C03-00225	1/4" F x F
C03-00226	3/8" F x F
C03-00227	1/2" F x F
C03-00228	3/4" F x F

BALL VALVE - CARBON STEEL F X F (2-WAY)



- 2000 PSI @ 150° F (WOG)
- 150 PSI @ 400° steam
- 2-Way

PART #	DESCRIPTION
C03-00129	1/2" F x F


BALL VALVES - 316 STAINLESS STEEL HEAVY WALL STANDARD PORT F X F (2-WAY)



- 2 Piece, standard port 316 stainless steel heavy wall
- Investment cast body and cap
- Blow-out proof stem and ball are made of 316 SS
- Adjustable stem packing
- Teflon seals and seats for smooth operation and proper seating characteristics
- 2000 PSI (WOG)
- -60° F to 450° F operating temp.
- Locking device on handle, 2-Way

PART #	DESCRIPTION
C03-00194	1/4" F x F
C03-00195	3/8" F x F

BALL VALVE - BRASS (3-WAY)



- 125 PSI max. (Saturated Steam)
- 200 PSI max. (WOG)

PART #	DESCRIPTION
C03-00216-4	3/4" F - 3-way

BALL VALVE - BRONZE (3-WAY)



- 400 PSI @ 100° F max. (WOG)
- 125 PSI @ 300° F max. (Saturated Steam)

PART #	DESCRIPTION
C03-00148	1/2" F - 3-way

METERING NEEDLE VALVE



- 6 GPM
- 4000 PSI max. pressure
- 1/4" F x F
- 190° F
- Adjustable SS Stem allows you to regulate the opening in the bore for fine control of flow.

PART #	DESCRIPTION
C03-00307	Metering Needle Valve

BALL VALVE - PLATED STEEL F X F (2-WAY)



- Plated Steel
- 5000 PSI max. pressure
- Straight through, full flow design
- Can be panel mounted in any position
- 180° F
- 2-Way

PART #	DESCRIPTION
C03-00243	3/8" F x F - #DBV501238

BALL VALVES - 304 STAINLESS STEEL F X F (2-WAY)



- Stainless steel shut off ball on teflon seals
- Aluminum handle
- 6000 PSI max. pressure
- 300° F
- 2-Way

PART #	DESCRIPTION
C03-00176	3/8" F x F
C03-00177	1/2" F x F

BALL VALVES - MINI CHROMED BRASS (2-WAY)



- Chromed brass body, ball, and stem
- Black poly butterfly t-handle
- Teflon seat and viton seals
- 200 PSI max. pressure (CWP)
- -4° to 250° F temp. rating
- 2-Way

PART #	DESCRIPTION
C03-00181	1/8" F x M
C03-00182	1/4" F x F
C03-00183	1/4" F x M
CP-00108	3/8" F x F
CP-00109	1/2" F x F

NEEDLE VALVE - BRASS



- 2000 PSI max. pressure
- 1/4" F x F
- 250° F
- Round, aluminum control knob
- Needle is 416 SS
- Buna-N seals
- Locking set screw on control knob

PART #	DESCRIPTION
C03-00310-2	Needle Valve

BALL VALVE - BRASS F X F (2-WAY)



- Chromed shut off ball on acetyl resin seal
- Metal handle
- 3000 PSI max. pressure
- 176° F
- 2-Way

PART #	DESCRIPTION
C03-00178	3/8" F x F

TRUE UNION BALL VALVES - PVC F X F



- 225 PSI @ 70° F
- Viton seals

PART #	DESCRIPTION
C03-00133-V	3/4" F x F - Includes threaded and slip unions
C03-00126-V	1 1/2" F x F - Includes threaded and slip unions


METERING VALVE - BRASS



- 300 PSI max. pressure
- 1/4" Barb x Barb
- Dual knob control - calibrate chemical
- Calibration disc is 302 SS
- Control shaft is 303 SS
- Metering screw is SS
- Double viton o-ring sealed
- Panel mountable: 1/2" - 3/4" hole required

PART #	DESCRIPTION
C03-00300	MV-100 Metering Valve

METERING VALVE - BRASS



- 4000 PSI max. pressure
- 1/4" F x F
- 300° F
- Molded plastic easy grip 4-lobe hand wheel
- Buna-N seals
- Panel mountable: 5/8" hole required

PART #	DESCRIPTION
C03-00320	Metering Valve - #7320P

KUNKLE SAFETY RELIEF VALVE - BRONZE



- Steam to 250 PSI - 406° F, Air/Gas to 300 PSI - 300° F
- Factory set @ 175 PSI - steam
- 1/2" M x 3/4" side outlet

PART #	DESCRIPTION
C03-00513	Relief Valve - #6010DC-01-LM0175

PRESSURE RELIEF VALVES



- 10 GPM flow rate
- 160° F, Adjustable

PART #	DESCRIPTION
C03-00536	1200 PSI max. pressure - 1/4" M inlet (22550A)
C03-00537	2400 PSI max. pressure - 3/8" M inlet (22531A)
C03-00538	3600 PSI max. pressure - 3/8" M inlet (22532A)
C03-00539	5000 PSI max. pressure - 3/8" M inlet (22533A)
C03-00541	3600 PSI max. pressure - 1/4" M inlet (22565A)

EASY START VALVE



- 8 GPM, 5000 PSI max. pressure, 195° F
- 3/8" MNPT x Straight, 1/4" Barb
- SS ball, seat, & spring
- To be used on the cold water side of pump

PART #	DESCRIPTION
C09-00008	Easy Start Valve

PRESSURE RELIEF VALVES



- 6 GPM, 6000 PSI, 195° F
- Outlet: Side with 1/4" SS Hose Barb Relief

PART #	DESCRIPTION
C03-00563	1/4" MNPT inlet
C03-00518	3/8" MNPT inlet
C03-00519	1/2" MNPT inlet

PRESSURE RELIEF VALVE



- 6 GPM flow rate, 6000 PSI max. pressure, 3/8" Male inlet
- Materials: Brass, SS, Thermoplastic, Buna-N
- One model fits all pressures - no springs to change
- Less "whistling" and chatter than competing brands
- Highly accurate over full range of pressures

PART #	DESCRIPTION
C03-00515	Relief Valve - (End Discharge Outlet)

GENERAL PUMP THERMAL RELIEF VALVES



W/Brass Barb



W/Plastic Barb

- 145° F (Plastic Barb), 190° F (Brass Barb)
- Materials: Brass, SS, Buna-N, Plastic
- Protects pump from overheating
- Smallest thermal valve on the market
- Cap design allows flow to be diverted as desired, Durable
- Can be mounted in pump manifold, inlet water supply, or bypass loop plumbing.

PART #	DESCRIPTION
C03-00556	1/4" M x 1/4" Plastic Hose Barb - #100556
C03-00557	3/8" M x 1/4" Plastic Hose Barb - #100557
C03-00558	1/2" M x 1/4" Plastic Hose Barb - #100558
C03-00560	3/8" M x 1/4" Brass Hose Barb - #100679
C03-00561	1/2" M x 1/4" Brass Hose Barb - #100680

THERMAL RELIEF VALVES



- 25 GPM flow rate, 125 PSI max. pressure
- Automatically seats during unloader/regulator pressure spikes to prevent fluid bleed, brass

PART #	DESCRIPTION
C03-00525	#7142 1/2" Male Inlet 145° F
C03-00516	#7144 3/8" Male Inlet 165° F
C03-00526	#7145 1/2" Male Inlet 165° F

PRESSURE RELIEF VALVES



- **RV-100:** Brass, No hose barb, 1/4" Male inlet
- **RV-500:** Brass, 1/4" hose barb, 3/8" Male inlet
- **RV-600:** SS body w/brass head, 5/16"-3/8" hose barb, 3/8" Male inlet
- 160° F

PART #	DESCRIPTION
C03-00501	2 GPM, 650:1500 PSI - #RV-100
C03-00502	6 GPM, 900: 2000 PSI - #RV-500-1
C03-00509	6 GPM, 1900: 3500 PSI - #RV-500B-1
C03-00509-30	6 GPM, 3000 PSI PRESET - #RV-500B-1/SB (FP3000-RED)
C03-00509-45	6 GPM, 4500 PSI PRESET - #RV-500B-1/SB (FP4500-BLACK)
C03-00548	12 GPM, 1900: 6500 PSI - #RV-600-3H

UNLOADER VALVE



- Hypro 3390-0063D, 3390-0067D
- 5 GPM flow rate
- 3/8" M x 3/8" M
- 1/4" Female bypass
- 200° F

PART #	DESCRIPTION
C07-05900	#3390-0063D - 1000 PSI
C07-01800	#3390-0067D - 1500 PSI

UNLOADER VALVE - MINI- MATIC 4/B



- 2-3 GPM flow rate
- 2600 PSI max. pressure
- 1/2" F x 3/8" M
- Aluminum bypass (built into unloader)
- 1.8 mm Adjustable injector

PART #	DESCRIPTION
C07-06300	Unloader Valve #AR20890

UNLOADER VALVE - GYMATIC



- 5.5 GPM flow rate
- 3650 PSI max. pressure
- 1/2" F x 3/8" M

PART #	DESCRIPTION
C07-05500	Unloader Valve - #AR20242
C07-995500	Repair Kit

NEW PRODUCT

UNLOADER VALVE



- 26.4 GPM max.
- 8000 PSI max. pressure
- 1/2" F x 1/2" F
- 1/2" F bypass
- Nickel plated brass
- 194° F

PART #	DESCRIPTION
C07-09500	Unloader Valve #VHP51-500

VRT3 UNLOADER VALVE



- 10.5 GPM flow rate
- 2 x 3/8" F x 3/8" F Inlet
- 2 x 3/8" F bypass
- 3/8" F Outlet
- Design features -
Interior: more efficient flow and operation
Dual Locking Nuts: vibration resistant for setting maximum pressures
Spring Material: more resistant to fatigue, powder paint resists rusting
Piston: larger diameter - more strength and contact area for shifting alignment
Discharge Nipple: sealing o-ring has been moved to the lower part of the thread to increase hydro strength and fitting strength
Shutter Valve: hex design - less contact area for smooth shifting (prevents binding), larger size - longer life more positive shifting
- 194° F
- VRT3 Series unloaders



Plumbed Package with #VRT3-310EZ Unloader

PART #	DESCRIPTION
C07-03709	Unloader - 2320 PSI - Yellow Spring w/knob - #VRT3-160
C07-03707	Unloader - 3650 PSI - Blue Spring no knob - #VRT3-250A
C07-03717	NEW PRODUCT Unloader - 3650 PSI - Blue Spring w/knob - #VRT3-250
C07-03708	Unloader - 4500 PSI - Black Spring no knob - #VRT3-310A
C07-03713	Unloader - 4500 PSI - Black Spring w/knob - #VRT3-310
C07-03710	NEW PRODUCT Unloader - 4500 PSI - Black Spring EZ Start w/knob - VRT3-310EZ
C07-03710-PKG	NEW PRODUCT Unloader Plumbed Package with #VRT3-310EZ Unloader

UNLOADER VALVE



- VR35 - SXW Series
- AR North's unloader
- 9 GPM flow rate
- 5100 PSI max. pressure
- 3/8" M x 3/8" M
- 3/8" F bypass

PART #	DESCRIPTION
C07-06302	Unloader Valve #AR20831

UNLOADER VALVE - ZEROMATIC/83 - MULTI GUN



- AR North AR2907
- 3-10 GPM flow rate
- 3600 PSI max. pressure
- 1/2" F x 3/8" M
- (2) 3/8" F bypass
- 190° F

PART #	DESCRIPTION
C07-05801	Unloader Valve - Zeromatic/83 - #AR2907

UNLOADER VALVE



- Giant 22600 series
- 3/8" M x 3/8" F
- 1/2" Female bypass
- Flow actuated
- 160° F



PART #	DESCRIPTION
C07-01011	#22648 - 1.5 to 4 GPM @ 3000 PSI
C07-01012	#22650 - 3.0 to 4.5 GPM @ 3000 PSI
C07-01014	#22654A - 3.5 to 4.8 GPM @ 4000 PSI
C07-01013	#22655 - 3.0 to 5.5 GPM @ 3000 PSI
C07-01015	#22656 - 4.5 to 6.5 GPM @ 3000 PSI
C07-9922666	Repair Kit short 22600 series except 22648A, 650, 654A
C07-9922666A	Repair Kit short for only 22648A, 22650, 22654A
C07-9922688A	Repair Kit long for only 22648A, 22650
C07-9922695A	Repair Kit long for only 22654A

UNLOADER VALVE



- Giant 22760A
- 8 GPM flow rate
- 3000 PSI max. pressure
- 3/8" F x 3/8" F
- 1/4" Female bypass
- Pressure actuated
- 160° F

PART #	DESCRIPTION
C07-01007	Unloader Valve
C07-999108	Repair Kit

UNLOADER VALVE



- Giant 22900 series
- 13 GPM flow rate
- 1/2" F x 1/2" F
- 1/2" Female bypass
- Pressure actuated
- 160° F

PART #	DESCRIPTION
C07-01003	Red Spring #22912A - 2400 PSI
C07-01005	Yellow Spring #22911A - 1400 PSI
C07-01006	Orange Spring #22913A - 3500 PSI
C07-01008	Silver Spring #22910A - 800 PSI
C07-9912099	Repair Kit for 22900 series

UNLOADER VALVE W/CHEMICAL INJECTOR



- Suttner ST261-I
- 3600 PSI max. pressure
- 3/8" F x 3/8" F
- 176° F

PART #	DESCRIPTION
C07-01900-B	1.8 mm orifice - 1.5 to 2.25 GPM
C07-01900-A	2.1 mm orifice - 2.25 to 3.35 GPM
C07-01900-C	2.4 mm orifice - 3.35 to 5 GPM
C07-99006	Valve Repair Kit
C07-01900-39	Outlet Check Valve Repair Kit "A"
C07-01900-38	Hose Barb Kit "F"

UNLOADER VALVE



- Suttner ST-280
- 8 GPM @ 3600 PSI
- 3/8" F x 3/8" F
- Check valve fully repairable
- 176° F

PART #	DESCRIPTION
C07-06100	Unloader Valve
C07-06100-01	Seat Repair Kit "D"
C07-06100-02	Piston Seal Repair Kit "C"
C07-06100-03	Check Valve Repair Kit "A"

UNLOADER VALVE



- Suttner ST261
- 8 GPM flow rate
- 3600 PSI max. pressure
- 3/8" F x 3/8" F
- 176° F

PART #	DESCRIPTION
C07-01750A	Unloader Valve
C07-99006	Valve Repair Kit
C07-01900-39	Outlet Check Valve Repair Kit "A"

UNLOADER VALVE W/MICRO SWITCH



- Suttner ST261-S
- 8 GPM flow rate
- 3600 PSI max. pressure
- 3/8" F x 3/8" F
- 176° F

PART #	DESCRIPTION
C07-02200	Unloader Valve w/Micro switch
C07-99006	Valve Repair Kit
C07-01900-39	Outlet Check Valve Repair Kit "A"
C07-02200-04	Switch Seal Repair Kit
C07-02200-02	Switch Assembly - Complete Repair Kit
C07-02200-03	Micro switch Only

UNLOADER VALVE W/MICRO SWITCH & CHEMICAL INJECTOR



- Suttner ST261-SI
- 3600 PSI max. pressure
- 3/8" F x 3/8" F
- 176° F

PART #	DESCRIPTION
C07-06000	Unloader Valve - 2.1 mm orifice - 2.25 to 3.35 GPM
C07-99006	Valve Repair Kit
C07-01900-39	Outlet Check Valve Repair Kit "A"
C07-01900-38	Hose Barb Kit "F"
C07-02200-04	Switch Seal Repair Kit
C07-02200-02	Switch Assembly - Complete Repair Kit
C07-02200-03	Micro Switch Only


K3 UNLOADER VALVE



- General's Interpump ZK3 series
- 1450 PSI max. pressure
- 3/8" F x 3/8" M
- 3/4" M/F bypass
- Flow sensitive

PART #	DESCRIPTION
C07-04800	Unloader Valve - 3 GPM flow rate - #ZK30
C07-04900	Unloader Valve - 4.2 GPM flow rate - #ZK31
C07-05000	Unloader Valve - 5.5 GPM flow rate - #ZK32
C07-05100	Unloader Valve - 6 GPM flow rate - #ZK33
N07-99059	Repair Kit - Maintenance
N07-99061	Repair Kit - Complete Rebuild

K5 UNLOADER VALVE



- General's Interpump ZK5 series
- 3000 PSI max. pressure
- 3/8" F x 3/8" M
- 3/4" M/F bypass
- Flow sensitive

PART #	DESCRIPTION
C07-05200	Unloader Valve - 3 GPM flow rate - #ZK50
C07-01851	Unloader Valve - 4.2 GPM flow rate - #ZK51
C07-01850	Unloader Valve - 6.6 GPM flow rate - #ZK52
C07-05300	Unloader Valve - 10.8 GPM flow rate - #ZK53
N07-99058	Repair Kit - Maintenance
N07-99060	Repair Kit - Complete Rebuild

K7 UNLOADER VALVE



- General's Interpump ZK7 series
- 3500 PSI max. pressure
- 3/8" F x 3/8" M
- 3/8" Female bypass
- Flow sensitive

PART #	DESCRIPTION
C07-01600	2.1 to 3.0 GPM flow rate - #ZK70
C07-01400-1	3.0 to 4.2 GPM flow rate - #ZK71 w/#0 bypass orifice
C07-01501	4.2 to 6.6 GPM flow rate - #ZK72 w/#1 bypass orifice
C07-01700	6.6 to 10.8 GPM flow rate - #ZK73
N07-99070	Repair Kit - Maintenance

K9 UNLOADER VALVE



- General's Interpump ZK9 series
- 5800 PSI max. pressure
- 1/2" F x 1/2" M
- 1/2" Female bypass
- Flow sensitive

PART #	DESCRIPTION
C07-01675	2.5 to 13.2 GPM flow rate - #ZK9
N07-99121	Repair Kit - Maintenance


KHM UNLOADER VALVE



- General's Interpump ZKHM series
- 10.8 GPM flow rate
- 3000 PSI max. pressure
- 3/8" F x 3/8" M or 1/4" F
- (2) 3/8" Female bypass
- Trapped pressure

PART #	DESCRIPTION
C07-01350	Unloader Valve (#ZKHM)
C07-01351	Unloader Valve (#ZKHM1) w/o spring & knob - w/EZ start

ZKW UNLOADER VALVE



- General's Interpump ZKW21L
- 4.5 GPM flow rate
- 3000 PSI max. pressure
- 1/2" F x 3/8" M
- 5/16 - 1/4" Step barb
- Long body
- Control set

PART #	DESCRIPTION
C07-04700	Unloader Valve w/Injector

VB350 UNLOADER VALVE



- PA YU5075KS
- 10.5 GPM flow rate
- 5650 PSI max. pressure
- 3/8" M x 3/8" F
- 1/2" Female bypass
- SS seat & check
- Trapped pressure
- Note - Although the unloader has changed, the manufacturer still stamps it VB 350.

PART #	DESCRIPTION
C07-01009A	Unloader Valve

UNLOADER VALVE



- PA YVB7K
- 8 GPM flow rate
- 3650 PSI max. pressure
- 3/8" M x 3/8" F
- 3/8" F bypass
- Trapped pressure

PART #	DESCRIPTION
C07-04400	Unloader Valve w/Knob

UNLOADER VALVE



- PA YVB3KTT series
- 6.5 GPM flow rate
- 3625 PSI max. pressure
- 1/4" M x 3/8" M
- 3/8" Female bypass
- Trapped pressure

PART #	DESCRIPTION
C07-04200B	YVB3KTTI21 w/knob & injector w/2.1 orifice

UNLOADER VALVE W/MICRO SWITCH



- PA YVB9KMS2
- 8 GPM flow rate
- 3650 PSI max. pressure
- 3/8" F x 3/8" F
- 195° F
- Switch is waterproof!

PART #	DESCRIPTION
C07-06200	Unloader Valve w/Micro switch
C07-996200	Repair Kit - #YKITVB9KMS

UNLOADER VALVE



- PA YU3678
- 8 GPM flow rate
- 3650 PSI max. pressure
- 3/8" F x 3/8" F
- 3/8" F bypass
- Modified pressure

PART #	DESCRIPTION
C07-04600	Unloader Valve

UNLOADER VALVE-MULTI GUN



- PA YVB4021HT
- 21 GPM flow rate
- 4500 PSI max. pressure
- 1/2" F x 1/2" F
- 1/2" Female bypass
- 1/4" NPT fitting for pressure gauge
- Trapped pressure

PART #	DESCRIPTION
C07-06323	Unloader Valve

UNLOADER VALVE



- PA YVB75KDMN
- 8 GPM flow rate
- 3650 PSI max. pressure
- 1/2" F x 3/8" F
- Control set

PART #	DESCRIPTION
C07-03900	Unloader Valve

UNLOADER VALVE



- PA YU21235
- 21 GPM flow rate
- 2600 PSI max. pressure
- (2) 1/2" F x 1/2" F
- (2) 1/2" Female bypass
- Trapped pressure

PART #	DESCRIPTION
C07-03600-B	Unloader Valve - Yellow Spring
C07-992700B	Repair Kit - #YUKIT215

UNLOADER VALVE GREEN SPRING



- PA YU21405S
- 21 GPM flow rate
- 4500 PSI max. pressure
- (2) 1/2" F x 1/2" F
- (2) 1/2" Female bypass
- Trapped pressure



C07-02700-C

PART #	DESCRIPTION
C07-02700-C	Unloader Valve - Green Spring w/SS fittings
C07-992700B	Repair Kit - #YUKIT215

UNLOADER VALVE



- MTM MG4000
- 10.5 GPM flow rate
- 4500 PSI max. pressure
- 3/8" F x 3/8" F
- 3/8" F bypass
- 200° F



PART #	DESCRIPTION
C07-06318	Unloader Valve w/Knob & Black Color Coded Ring



UNLOADER VALVE



- ZH288
- 21.1 GPM flow rate
- 4060 PSI max. pressure
- (2) 1/2" F x 1/2" F
- 1/2" Female bypass



PART #	DESCRIPTION
C07-02704	Unloader Valve - Green Spring

PRESSURE REGULATOR



- Spraying Systems 6815
- Brass Body
- 6 GPM flow rate
- 200 - 700 PSI max. pressure
- 1/2" Male inlet
- 1/2" Female bypass



PART #	DESCRIPTION
C08-00100	Adjustable Regulator

UNLOADER VALVE



- PA YU2158
- 21 GPM flow rate
- 6500 PSI max. pressure
- (2) 1/2" F x 1/2" F
- (2) 1/2" Female bypass
- Trapped pressure



PART #	DESCRIPTION
C07-03100	Unloader Valve - 303 SS
C07-03100-24	Repair Kit


WATTS BRASS PRESSURE REGULATOR VALVE



- Watts 26A
- Flow rate up to 7 GPM @ 25 PSI
- Initial pressure up to 300 PSI
- Regulating range: 3-50 PSI
- Factory set @ 15 PSI
- 3/8" F x F
- 140° F
- Aluminum spring cage
- SS Buna-N disc
- Reinforced Buna-N diaphragm

PART #	DESCRIPTION
C03-00710	Watts Pressure Regulator

UNLOADER VALVE PULSAR4



- PA PULSAR4 Series
- 10.5 GPM flow rate
- 4500 PSI max. pressure
- **PULSAR4KHP, PULSAR4HP:** (2) 3/8" F x 3/8" F
- **PULSAR4HPSM:** (SS inlet/outlet): (2) SS 3/8" F x SS 3/8" M
- (2) 3/8" F bypass
- Trapped pressure



C07-04504 C07-04506

PART #	DESCRIPTION
C07-04504	Unloader Valve - #PULSAR4KHP (WITH KNOB)
C07-04504-A	Unloader Valve - #PULSAR4HP (NO KNOB)
C07-04506	Unloader Valve - #PULSAR4HPSM (NO KNOB)

UNLOADER MOUNTING BLOCK



- Zinc plated steel
- 5500 PSI (4:1 safety)
- Includes: (2) cap screws & (2) lock nuts
- 300° F

PART #	DESCRIPTION
C07-00002-4	Unloader Block - 3/8" F x 3/8" F

506 HYDROMINDER CHEMICAL DISPENSING SYSTEM



- Simple liquid level maintenance - easy to operate and maintain
- When the solution level in a reservoir drops, the HydroMinder's float opens a non-electric, magnetic valve. The flow of water siphons liquid concentrate into the water stream, automatically maintaining the level of ready-to-use solution. When the tank reaches the preset fill level, the HydroMinder shuts off.
- Automatic mixing which eliminates the need for manually handling, measuring, and mixing concentrated chemicals
- Built with high quality, chemically resistant materials
- Environmentally friendly - uses water power - no electricity required
- 4.5 GPM Flow rate @ 40 PSI
- 3/8" FPT inlet
- 4:1 to 240:1 Dilution
- No Siphon breaker
- Mounting Bracket included
- Color coded metering tips for accurate concentration ratio



PART #	DESCRIPTION
C03-00316	Model HR506 HydroMinder

ADJUSTABLE STAINLESS STEEL CHEMICAL INJECTOR



- PA YSSAINJ series
- 5800 PSI max. pressure
- 3/8" M x M
- 195° F

PART #	DESCRIPTION
J06-00216	1.8 mm orifice - 2 to 2.6 GPM - #YSSAINJ18
J06-00217	2.1 mm orifice - 2.6 to 4 GPM - #YSSAINJ21
J06-00218	2.3 mm orifice - 4 to 5.3 GPM - #YSSAINJ23

FIXED BRASS CHEMICAL INJECTOR



- PA Y210012 series
- 4000 PSI @ 195° F
- 3/8" M x M

PART #	DESCRIPTION
J06-00223	1.8 mm orifice - 2 to 2.6 GPM - #Y21001218
J06-00224	2.1 mm orifice - 2.6 to 4 GPM - #Y21001221
J06-00225	2.3 mm orifice - 4 to 5.3 GPM - #Y21001223
J06-00226	2.1 mm orifice - 3.0 to 5.0 GPM - w/viton elastomers, ss nozzle, ss ball - #100511

ADJUSTABLE BRASS CHEMICAL INJECTOR



- PA Y210154 series
- 4000 PSI @ 195° F
- 3/8" M x M

PART #	DESCRIPTION
J06-00236	1.5 mm orifice - 1.0 to 2 GPM - #Y21015415
J06-00237	1.8 mm orifice - 2 to 2.6 GPM - #Y21015418
J06-00238	2.1 mm orifice - 2.6 to 4 GPM - #Y21015421
J06-00239	2.3 mm orifice - 4 to 5.3 GPM - #Y21015423

HIGH DRAW ADJUSTABLE BRASS CHEMICAL INJECTOR



- 4500 PSI max. pressure
- 3/8" M x M
- 1/4" Hose barb
- 195° F
- Up to 20% draw

ACID KIT VERSION INJECTORS:
Injectors include spring, o-ring, and ceramic injector ball that withstand acid.

PART #	DESCRIPTION
JA6-00218	1.5 mm orifice - 1 to 2 GPM - #100810
J06-00247	1.8 mm orifice - 2 to 3 GPM - #100811
J06-00246	2.1 mm orifice - 3 to 5 GPM - #100812
JA6-00219	2.3 mm orifice - 5 to 8 GPM - #100813
JA6-00220	1.5 mm orifice - 1 to 2 GPM - #100827 (w/acid kit)
JA6-00221	1.8 mm orifice - 2 to 3 GPM - #100828 (w/acid kit)
J06-00296	2.1 mm orifice - 3 to 5 GPM - #100829 (w/acid kit)
J06-00347	2.3 mm orifice - 5 to 8 GPM - #100830 (w/acid kit)

ADJUSTABLE BRASS QUICK CONN. CHEMICAL INJECTOR



W/Brass Plug



W/SS Plug

- 3500 PSI max. pressure
- 3/8" M x 3/8" F
- 190° F
- General QC series
- SS Plug: Hardened ss plug will prevent distortion of the fitting.

PART #	DESCRIPTION
J06-00228	1.8 mm orifice - 2 to 3 GPM - #100575 (Brass Plug)
J06-00229	2.1 mm orifice - 3 to 5 GPM - #100576 (Brass Plug)
J06-00230	2.3 mm orifice - 5 to 8 GPM - #100577 (Brass Plug)
J06-00233	1.8 mm orifice - 2 to 3 GPM - #100653 (SS Plug)
J06-00234	2.1 mm orifice - 3 to 5 GPM - #100654 (SS Plug)
J06-00235	2.3 mm orifice - 5 to 8 GPM - #100655 (SS Plug)
J06-99008	Repair Kit - #100593 (Fits all listed above.)

ADJUSTABLE BRASS CHEMICAL INJECTOR



- 3200 PSI @ 195° F
- 3/8" M x M
- General's Interpump ZROBOB series

PART #	DESCRIPTION
J06-00202A	2.00 mm orifice - 2.1 to 2.9 GPM - #ZROBO0B
J06-00203A	2.20 mm orifice - 2.9 to 4.0 GPM - #ZROBO1B
J06-00204A	2.50 mm orifice - 4.0 to 5.6 GPM - #ZROBO2B
J06-00206A	2.75 mm orifice - 6.6 to 10.8 GPM - #ZROBO3B
J06-99202A-1	Repair Kit (ZROBOB series)

ADJUSTABLE BRASS CHEMICAL INJECTOR ASSEMBLY W/ACID KIT



- Injector with Filter and 4' Clear Hose
- Chemical Injector: Suitable for use with acid, 3/8" M SS Plug x 3/8" F Coupler, 1/4" Hose Barb, 2.1 mm orifice
- Chemical filter w/check
- 3 to 5 GPM
- 3500 PSI
- 190° F

PART #	DESCRIPTION
JA6-00226	Chemical Injector Assembly

UPSTREAM CHEMICAL INJECTOR



- Variable 1.5 - 4 GPM flow rate
- 140 PSI max. pressure
- 3/4" F Garden x 3/4" M Garden
- 160° F
- Includes strainer & hose
- Suttner #ST-64

PART #	DESCRIPTION
J06-00227	Chemical Injector

UPSTREAM / DOWNSTREAM CHEMICAL INJECTOR



- Use on high side or low side of pump
- Upstream side: .5-3.5 GPM @ 10-120 PSI
- Downstream side: 2-8 GPM @ 3500 PSI
- Metering barb on chemical inlet - adjustable 0% -13% dependant on GPM & Pressure
- Brass body
- 3/8" F x F
- 180° F

PART #	DESCRIPTION
JA6-00223	Chemical Injector - #7655

ADJUSTABLE CHEMICAL INJECTOR WITH HOSE AND FILTER



- Injector with Hose and Filter
- Chemical Injector has Stainless Steel Plug and Collar
- Hose: 6' Vinyl Hose - 1/4" ID x 3/8" OD
- Chemical Injector: 3/8" M Plug x 3/8" F Coupler, 1/4" Hose Barb, 2.1 mm Orif.
- 3 to 5 GPM, 4500 PSI max.
- 190° F

PART #	DESCRIPTION
J06-00244	Chemical Injector w/Hose & Filter

GP SS SOAP SHOOTER - LONG DISTANCE SPRAYER



- Shoots soap up to 3 stories!
- Attaches to QC on lance or extension wand
- Adjustable chemical feature
- Chemical can be stopped
- Chemical does not go through pump
- Includes: 30' hose, filter, ss nozzle
- 5000 PSI max.
- Step 1 - Attach soap shooter to gun or lance.
- Step 2 - Attach one end of hose to soap shooter hose barb and insert other end into soap mixture. Be sure the filter is on the tube end that is in the soap.
- Step 3 - Adjust soap concentration with knob on soap shooter.
- Step 4 - Point soap shooter at surface and pull gun trigger.

PART #	DESCRIPTION
J06-00908	Long Distance Sprayer - 4.0 Nozzle - #100145
J06-00909	Long Distance Sprayer - 4.5 Nozzle - #100146
J06-00910	Long Distance Sprayer - 5.0 Nozzle - #100147

AR PUMPS

FOR USE WITH PUMP TABLE:

- D = Direct Gas Drive Shaft
- E = Electric Shaft
- H = Nickel Plated Head
- N = Natural (Solid) Shaft

Note: All pumps come standard with Forged Brass Heads unless H is denoted in the pump model #.



1



2



3



4



5



6



7



8



9

PART #	MODEL	IMAGE #	MAX. GPM	MAX. PSI	RPM	SHAFT SIZE
N09-00002	XT814N	1	2.11	2000	1450	24 mm
N09-00008	XTA3G22N	1	3.0	2200	1750	24 mm
N09-00016	XTV3G22E-F8	3	3.0	2200	3400	5/8"
N09-00018	XTV2G15EBA-F8	3	2.11	1500	3400	5/8"
N09-00027	XWAM8G35N	7	8.0	3500	1750	24 mm
N09-00028	XM1117N	2	2.9	2500	1450	24 mm
N09-00035	XWAM55G40N	7	5.5	4000	1750	24 mm
N09-00036	XTV3G22D-F7	3	3.0	2200	3400	3/4"
N09-00037	SXW21.35	7	5.55	5100	1450	24 mm
N09-00041	XTA2G20N	1	2.11	2000	1750	24 mm
N09-00043	RK1828HN	4	4.75	4000	1450	24 mm
N09-00048	RKA4G30E-F17	5	4.0	3000	1750	1 1/8"
N09-00049	XWL42.15N	7	11.09	2200	1450	24 mm
N09-00050	RKV4G40HD-F24	6	4.0	4000	3400	1"
N09-00053	RK1528HN	4	3.96	4000	1450	24 mm
N09-00053-LH	RK1528HN-SX	4	3.96	4000	1450	24 mm
N09-00059	RKA4G30N	9	4.0	3000	1750	24 mm
N09-00066	XMV3G30D-F24	8	3.0	3000	3400	1"
N09-00071	RKA4G40HN	4	4.0	4000	1750	24 mm

AR PUMP KIT CHART



PUMP SERIES & PISTON SIZE	ALKOTA PUMP PART #'S & SHAFT VERSION	WATER SEALS	CHECK VALVES	OIL SEALS & SHAFT VERSIONS	PISTON KIT	PISTON GUIDE	SUPPORT RINGS	HOT KIT
XJV-15MM		#2582	#2581	#2511	#2593	#1981470 (ea.)	#1980190 (ea.)	N/A
XJW-15MM		#2582	#1540170	#2511	#2593	#1980180 (ea.)	#1980190 (ea.)	N/A
XT-15MM	N09-00002 (N)	#1866	#1864	#1872-N (shaft)	#2628	#1260151 (ea.)	#1520120 (ea.)	#2029-Viton #2725-Hot Dry
XT-18MM	N09-00004 (N)	#1874	#1864	#1872-N (shaft)	#2629	#1260450 (ea.)	#1320340 (ea.)	#2030-Viton #2726-Hot Dry
XTA-15MM	N09-00041 (N)	#1866	#1864	#1860-E (shaft) #1872-N (shaft)	#2628	#1260151 (ea.)	#1520120 (ea.)	#2029-Viton
XTA-18MM	N09-00008 (N)	#1874	#1864	#1860-E (shaft) #1872-N (shaft)	#2629	#1260450 (ea.)	#1320340 (ea.)	#2030-Viton
XTV-15MM	N09-00016 (E) N09-00017 (N) N09-00018 (E) N09-00036 (D)	#1866	#1864	#1860-D,E (shaft) #1872-N (shaft)	#2628	#1260151 (ea.)	#1520120 (ea.)	#2029-Viton #2725-Hot Dry
XM-15MM	N09-00028 (N)	#2741	#1864	#2786-N (shaft)	#2544	#1780090 (ea.) Front #1780100 (ea.) Rear	#2740	#2776
XM-18MM		#2747	#1864	#2786-N (shaft)	#2545	#1780110 (ea.) Front #1780120 (ea.) Rear	#2745	#2777
XMA-15MM		#2741	#1864	#2786-N (shaft)	#2544	#1780090 (ea.) Front #1780100 (ea.) Rear	#2740	#2776
XMA-18MM		#2747	#1864	#2786-N (shaft) #2787-E (shaft)	#2545	#1780110 (ea.) Front #1780120 (ea.) Rear	#2745	#2777
XMV-15MM	N09-00066 (D)	#2741	#1864	#2786-N (shaft) #2787-D,E (shaft)	#2544	#1780090 (ea.) Front #1780100 (ea.) Rear	#2740	#2776
XRCA-18MM		#1857	#1828	#1855-N (shaft) #1856-E (shaft)	#2546	#1380090 (ea.)	#1829	#2819
XRCV-18MM		#1857	#1828	#1856-D,E (shaft)	#2546	#1380090 (ea.)	#1829	#2819
XW-20MM		#2782	#2780	#2781	#2542	#2784	N/A	#2778
XW-22MM		#2783	#2780	#2781	#2543	#2785	N/A	#2779
XWA-20MM		#2782	#2780	#2781	#2542	#2784	N/A	#2778
XWAM-20MM	N09-00027 N09-00035	#2278	#2780	#2781	#2288	#2279	N/A	N/A
XWA-22MM		#2783	#2780	#2781	#2543	#2785	N/A	#2779
XWL-28MM	N09-00049	#42708	#2780	#2781	#1849	#2507	#820640 (ea.)	#2036
RK-18MM	N09-00053	#1857	#2864	#1855-N (shaft)	#2546	#1380090 (ea.)	#1829	#2819
RK-20MM	N09-00043 (N)	#1887	#2864	#1855-N (shaft)	#2547	#1380150 (ea.)	#1815	#2820
RKA-18MM	N09-00048 (E) N09-00059 (N) N09-00071 (N)	#1857	#2864	#1855-N (shaft) #1856-E (shaft)	#2546	#1380090 (ea.)	#1829	#2819
RKA-20MM		#1887	#2864	#1855-N (shaft)	#2547	#1380150 (ea.)	#1815	#2820
RKV-18MM	N09-00050	#1857	#1828	#1856	#2546	#1380090 (ea.)	#1829	#2819
SXW-18MM	N09-00037	#2874	#2871	#2873	#2872	#1940950 (ea.)	#1941350 (ea.) & #1941190 (ea.)	N/A

MM = Piston Size

*All AR Kits are 4 digits long. It takes one kit per pump. All other part #'s more than 4 digits long are listed as (ea.).

AR PUMP REPAIR KITS


PART #	AR NO.	DESCRIPTION
N09-991815	1815	Support Ring for XR series – 20 MM
N09-991816	1816	Packing for XR series – 20 MM
N09-991828	1828	Valves for XR series
N09-991829	1829	Male Adapter
N09-991842	1842	Solid piston for XRV and XRA series – 18 MM
N09-991844	1844	Piston for XR series – 22 MM
N09-991847	1847	Valve and o-ring for XLF series – 20 MM
N09-991848	1848	Piston seal screw for XLF series
N09-991853	1853	Packing for XL and XLF series – 28 MM
N09-991854	1854	Packing for XL series – 25 MM
N09-991855	1855	Crankshaft oil seal for XRA series
N09-991856	1856	Oil seals for XRA E and XRV series
N09-991857	1857	V-Packing and o-ring – three each
N09-991860	1860	Oil seals for XTV C series
N09-991864	1864	Valves for XT series
N09-991872	1872	Oil seals
N09-991874	1874	V-Packing, o-ring, adapter and seal – 18 MM
N09-991877	1877	Plunger – VIP 212
N09-991880	1880	Valve Kit for VIP-XH-XB
N09-991887	1887	Water seals for XRA5SG, 6
N09-991890	1890	Water seals for XL2609, 20
N09-992031	2031	Viton seal for XRA series
N09-992520	2520	Packing kit for XTA, XTV
N09-992542	2542	Piston Kit - 20 MM, XW-XWA
N09-992544	2544	Piston Kit - 15 MM, XM, XMA-V
N09-992546	2546	Piston Kit - 18 MM, RK, RKA-V
N09-992547	2547	Piston Kit - 20 MM, RK, RKA-V
N09-992548	2548	Piston Kit - 18 MM, RW, SXW
N09-992609	2609	Repair Kit for Minimatic 3/B
N09-992624	2624	Seal Kit for VIP, HPV, XH
N09-992628	2628	Piston for XT and HPE series
N09-992629	2629	Plunger Kit - 18 MM, XT, HPE
N09-992726	2726	Heavy duty v-packing
N09-992740	2740	Support rings for XMV series
N09-992741	2741	Water seals for XMV series
N09-992748	2748	Rail Kit - XW
N09-992780	2780	Valves for XWA series
N09-992781	2781	Oil seals for XWA series
N09-992782	2782	Water seals for XWA series
N09-992784	2784	Piston guide for XWA series
N09-992786	2786	Oil seals for XMA series
N09-992787	2787	Oil seals for XMV series
N09-992799	2799	O-ring for XJW series
N09-992858	2858	Unloader Kit - XJ
N09-992864	2864	Check Valve Kit - RK, RKA
N09-992871	2871	Valve Kit - SXW
N09-992874	2874	Seal Kit - 18 MM, SXW
N09-992875	2875	Piston Guide Kit - 18 MM, SXW

CAT PUMPS (CALL FOR MODELS NOT SHOWN)




For Use With Pump Table:


- E = Electric
- G = Gas
- I = Injector




#1



#2




#3



#4



#5




#6



#7



#8



#9



#10



#11

PART #	MODEL	IMAGE #	MAX. GPM	MAX. PSI	RPM	SHAFT SIZE	
PISTON PUMPS:							
N06-00061	290	1	3.5	1200	1200	16.5 mm	
CP PUMPS:							
N06-00060	3CP1120	2	4.2	2200	1725	16.5 mm	
N06-00084	5CP3120	3	4.5	3500	1645	20 mm	
N06-00062	5CP5120	3	5.0	3000	1415	20 mm	
SF PUMPS:							
N06-00057	2SF22ELS	5	2.2	2000	1725	5/8" hollow	
N06-00068	2SFX30GS	6	3.0	2000	3450	3/4" hollow	
PLUNGER PUMPS:							
N06-00027	310	4	4.0	2200	950	20 mm	
N06-00032	56	7	5.5	3500	1210	24 mm	
N06-00056	550	8	5.0	3000	1415	24 mm	
N06-00037	650	9	7.0	3000	1000	30 mm	
N06-00072	660	9	10.0	3000	1429	30 mm	
N06-00038	1050	10	10.0	2200	958	30 mm	
DX PUMPS:							
N06-00097	66DX40G1I	11	4.0	4000	3400	1" hollow	




CAT PUMP REPAIR KITS & PARTS

PART #	Pump USED ON	CAT NO.	DESCRIPTION
N06-30023	(280/290/430) Piston Pump	30023	Piston Kit
N06-30059	(650/660) & (1050) Plunger Pump	30059	Hub "H" (30 mm)
N06-30067	(7CP6170) CP Pump	30067	Key
N06-30202	(280) Piston Pump	30202	Piston Kit
N06-30219	(623) Piston Pump	30219	Piston Kit
N06-30220	(623) Piston Pump	30220	Cup Kit
N06-30221	(820) Piston Pump	30221	Piston Kit
N06-30222	(820) Piston Pump	30222	Cup Kit
N06-30223	(1010) Piston Pump	30223	Piston Kit
N06-30224	(1010) Piston Pump	30224	Cup Kit
N06-30305	(280/290) & (623-1010) Piston Pump	30305	Prrrm-A-Lube Seal Kit
N06-30397	(623-1010) Piston Pump	30397	Sleeve & Prrrm-A-Lube Seal Kit
N06-30431	(280/290) Piston Pump	30431	Sleeve & Seal Kit
N06-30449	(623-1010) Piston Pump	30449	Valve Kit (Flat Valves)
N06-30488	(53) Plunger Pump	30488	Seal Kit
N06-30610	(55/550) Plunger Pump	30610	Seal Kit
N06-30611	(31/310/340), (45), (56/57), & (70) Plunger Pump	30611	Rail Assembly (Includes: Rails & Hardware)
N06-30613	(7CP6170) CP Pump	30613	Rail Assembly (Includes: Rails & Hardware)
N06-30623	(31/310/340) Plunger Pump	30623	Seal Kit
N06-30629	(45) Plunger Pump	30629	Seal Kit
N06-30641	(3CP1120) CP Pump	30641	Mounting Kit (Includes: Rails, 5" Pulley, Key, S/P)
N06-30645	(45), (56/57), & (70) Plunger Pump	30645	Rail Assembly (Includes: Rails & Hardware)
N06-30651	(280/290) PISTON & (230/270) Plunger Pump	30651	Mounting Kit (Includes: Rails, 5" Pulley, Key, S/P)
N06-30653	(623-1010) Piston Pump	30653	Mounting Kit (Includes: Rails, 9.75" Pulley, Hub, Key, S/P)
N06-30659	(5CP5120) CP & (31/310/340) Plunger Pump	30659	Mounting Kit (Includes: Rails, 8" Pulley, Key, S/P)
N06-30660	(53) & (55/550) Plunger Pump	30660	Mounting Kit (Includes: Rails, 9.75" Pulley, Key, S/P)
N06-30661	(650/660) & (1050) Plunger Pump	30661	Mounting Kit (Includes: Rails, 10" Pulley, Key, S/P)
N06-30683	(45) Plunger Pump	30683	Valve Kit
N06-30686	(280/290/430) Piston Pump	30686	Valve Kit (Quiet Valves)
N06-30687	(623-1010) Piston Pump	30687	Valve Kit (Quiet Valves)
N06-30798	(650/660) Plunger Pump	30798	Seal Kit
N06-30799	(56/57) Plunger Pump	30799	Seal Kit
N06-30820	(53), (55/550), & (650/660) Plunger Pump	30820	Valve Kit
N06-30821	(31/310/340) Plunger Pump	30821	Valve Kit
N06-30860	(290) Piston Pump	30860	Piston Kit
N06-30913	(1050) Plunger Pump	30913	Seal Kit
N06-30914	(230/270) Plunger Pump	30914	Seal Kit
N06-30915	(230/270) Plunger Pump	30915	Valve Kit
N06-33060	(5CP5120) CP Pump	33060	Valve Kit
N06-33062	(3CP1120) CP Pump	33062	Valve Kit
N06-33630	(5CP5120) CP Pump	33630	Seal Kit
N06-33799	(70) Plunger Pump	33799	Seal Kit
N06-33820	(56/57) Plunger Pump	33820	Valve Kit
N06-33822	(70) Plunger Pump	33822	Valve Kit
N06-33983	(3CP1120) CP Pump	33983	Seal Kit
N06-34052	(ALL 2SF Pumps) & (2SFX30GZ Pump)	34052	Valve Kit
N06-34053	(ALL 2SF Pumps) & (ALL 2SFX Pumps)	34053	Seal Kit
N06-34056	(ALL 2SFX Pumps)	34056	Valve Kit



CAT PUMP REPAIR KITS & PARTS

PART #	PUMP USED ON	CAT NO.	DESCRIPTION
N06-34062	(5DX40G1) DX Pump	34062	Seal Kit
N06-34260	(6DX40G1I/66DX40G1I) DX Pump	34260	Valve Kit
N06-34262	(6DX40G1I/66DX40G1I) DX Pump	34262	Seal Kit
N06-34668	(ALL 2SF Pumps) & (ALL 2SFX Pumps)	34668	Inlet Valve Kit
N06-34920	(7CP6170) CP & (1050) Plunger Pump	34920	Valve Kit
N06-76933	(7CP6111/7CP6171) CP Pump	76933	Seal Kit
N06-120220	(7CP6170) CP Pump	120220	Shaft Protector







COMET PUMPS

FOR USE WITH PUMP TABLE:

- ☐ A = Aluminum Manifold
- ☐ E = Electric Flange & Shaft
- ☐ G = Gas Flange & Shaft
- ☐ K = Built-in Unloader
- ☐ S = Solid Shaft
- ☐ T = SS Pistons



#1




#2



#3




#4



#5



#6



#7



#8

PART #	MODEL	IMAGE #	MAX. GPM	MAX. PSI	RPM	SHAFT SIZE
N16-00001	LWS3525S	#4	3.5	2500	1750	24 mm
N16-00006	AXD3020G	#2	2.7	2000	3400	3/4"
N16-00009	AXD2020E	#1	1.9	2000	3400	5/8"
N16-00011	AXD3020E	#1	2.9	2000	3400	5/8"
N16-00013	LWS2020S	#4	2.2	2000	1750	24 mm
N16-00014	LWS3020S	#4	3.1	2000	1750	24 mm
N16-00015	LWS3025S	#4	3.2	2500	1750	24 mm
N16-00019	ZWD3535G	#8	3.5	3500	3400	1"
N16-00021	ZWD4040G	#8	4.0	4000	3400	1"
N16-00028	LW3020S	#4	3.0	2000	1450	24 mm
N16-00029	LWD2020E	#5	2.1	2000	3400	5/8"
N16-00030	LWD3020E	#5	3.0	2000	3400	5/8"
N16-00031	LWD3020G	#7	3.0	2000	3400	3/4"

COMET PUMPS



PART #	MODEL	IMAGE #	MAX. GPM	MAX. PSI	RPM	SHAFT SIZE
N16-00032	LW3025S	#4	3.0	2500	1450	24 mm
N16-00035	LWS3020E	#5	3.0	2000	1750	5/8"
N16-00037	LWD3020G-K	#6	3.0	2000	3400	3/4"
N16-00080	ZWD4035G	#8	4.0	3500	3400	1"
N16-00091	FWS25040S	#3	5.0	4000	1750	24 mm

COMET PUMP REPAIR KITS



PART #	COMET NO.	DESCRIPTION
N16-990011	5025.0011.00	Check Valve Kit for FW, FWD, HW, LW, LWD, LWS, ZWD Series Pumps
N16-990014	5025.0014.00	Check Valve Kit Universal for AXD Series Pumps
N16-990035	5019.0035.00	15 MM Seal Kit for LW, LWD, LWS Series Pumps
N16-990037	5019.0037.00	18 MM Seal Kit for LW, LWS Series Pumps
N16-990038	5019.0038.00	18 MM Seal Kit for FW, FWD, FWS Series Pumps
N16-990039	5019.0039.00	20 MM Seal Kit for FW, FWS Series Pumps
N16-990064	5019.0064.00	15 MM Seal Kit for ZWD Series Pumps
N16-990071	2409.0071.00	15 MM Piston Kit for LW, LWD, LWS, ZWD Series Pumps
N16-990072	2409.0072.00	18 MM Piston Kit for LW, LWS Series Pumps
N16-990073	2409.0073.00	18 MM Piston Kit for FW, FWD, FWS, HW Series Pumps
N16-990074	2409.0074.00	20 MM Piston Kit for FW, FWS Series Pumps
N16-990077	5019.0077.00	Seal Kit for 2000 PSI AXD Series Pumps
N16-990092	2409.0092.00	Piston Kit for 2000 PSI & 2500 PSI AXD Series Pumps
N16-990143	5026.0143.00	Unloader Rebuild Kit for AXD Series Pumps
N16-990631	5019.0247.00	18 MM Seal Kit for HW Series Pumps

COMET PUMP MOUNTING RAIL KIT



PART #	COMET NO.	DESCRIPTION
N16-50110184	5011.0184.00	Mounting Rail Kit for LW, LWS Series Pumps

GENERAL PUMPS


FOR USE WITH
PUMP TABLE:

B = Brass Head
E = Electric

F = Flange
G = Gas

I = Injector
S = Solid Shaft

U = Unloader



PART #	MODEL	IMAGE #	MAX. GPM	MAX. PSI	RPM	SHAFT SIZE
N07-00006	TS2021	2	5.6	3500	1450	24 mm
N07-00006-LH	TS2021L	2	5.6	3500	1450	24 mm
N07-00007	T921	2	5.0	1700	1050	24 mm
N07-00009	T1631	5	10.0	2500	1080	32 mm
N07-00024	TS2011	2	4.0	3500	1450	24 mm
N07-00026	TT941	3	3.43	1500	2800	24 mm
N07-00030	T1321	2	5.5	2100	1150	24 mm
N07-00031	TT9111	3	3.0	1500	1750	24 mm
N07-00032	T9281	2	4	4000	1750	24 mm
N07-00033	TT9061EBF	4	2.11	1500	3400	16 mm
N07-00041	TT9071EBF	4	2.8	1500	3400	5/8" hollow/16 mm
N07-00046	TT2028GBF	7	2.8	2000	3400	3/4" hollow/19 mm
N07-00047	EZ3040G	8	4.0	3000	3400	1" hollow/25.4 mm
N07-00050	T9051EBF	4	2.11	1500	1750	5/8" hollow/16 mm
N07-00053	TT2028EBF	4	2.8	2000	3400	5/8" hollow/16 mm
N07-00054	T1011	2	4.5	2000	1125	24 mm
N07-00056	TT2035EBF	4	3.5	2000	3400	3/4" hollow/19 mm
N07-00057	CW1012	9	12.0	1000	900	35 mm
N07-00065	EZ4040G	8	4.0	4000	3400	1" hollow/25.4 mm
N07-00066	T5050	10	5.0	5000	1845	24 mm
N07-00072	EZ3030G34	8	3.0	3200	3400	25.4 mm
N07-00075	EZ4035G34	8	3.5	4000	3400	25.4 mm
N07-00080	TX1812S17	12	3.8	2000	1750	24 mm
N07-00085	TP2530J34UIL	14	2.88	2700	3400	3/4" hollow/19 mm
N07-00090	TSF2221	11	10.2	3000	1750	24 mm
N07-00091	TP2530J34	7	2.88	2500	3400	19 mm

GENERAL PUMPS



PART #	MODEL	IMAGE #	MAX. GPM	MAX. PSI	RPM	SHAFT SIZE
N07-00092	TSF2021	11	8.5	3600	1750	24 mm
N07-00104	EZ3042S	17	4.2	3000	1750	24 mm
N07-00111	TSF2421	11	12.0	2500	1750	24 mm
N07-00121	TT9061EBFUI	6	2.11	1500	3400	5/8" hollow/16 mm
N07-00122	TT9071EBFUI	6	2.8	1500	3400	5/8" hollow/16 mm
N07-00162	TX1510G8UIA	18	4.0	3500	3400	1" hollow
N07-00165	TSP1819	19	5.0	5100	1450	24 mm
N07-00168	TSP1821	19	5.5	5100	1450	24 mm
N07-00179	TX1513S17	12	3	3000	1750	24 mm
N07-00180	TX1813S17	12	4.2	2500	1750	24 mm
N07-00224	TSS1021	2	5.6	3500	1450	24mm
N07-00224-LH	TSS1021L	2	5.6	3500	1450	24mm
N07-00225	TSS1511	2	4.0	3500	1450	24mm
N07-00225-LH	TSS1511L	2	4.0	3500	1450	24mm
NEW PRODUCT N07-00239	EP1510G8	1	4.2	3000	3400	1" hollow/25.4 mm
NEW PRODUCT N07-00309	ETB1511S17	15	2.6	2600	1750	24 mm
NEW PRODUCT N07-00311	EP1812S17	16	4.0	2500	1750	24 mm
NEW PRODUCT N07-00322	ETB1811S17	15	3.7	2320	1750	24 mm
NEW PRODUCT N07-00327	EP1810S17	16	3.4	2500	1750	24 mm

GENERAL PUMP KIT CHART



GP Pump Part Number	Valves	Valve Caps	Standard Packings	Standard Packing w/brass	Head Rings	Dripless Intermediate Ring Kit	Dripless Packings	Dripless Packing w/brass	Pistons	Piston Bolts	Crankshaft Oil Seal	Piston Rod Oil Seal
CW1012	K62	n/a	n/a	n/a	K65	Standard	K113	K967	69040109	K74	K32	K37
EP1306G8	K269	K270	K272	K275	n/a	n/a	n/a	n/a	58040009	n/a	90169000	K271
EP1311G8	K269	K270	K272	K275	n/a	n/a	n/a	n/a	58040009	n/a	90169000	K271
EP1313G8	K269	K270	K272	K275	n/a	n/a	n/a	n/a	58040009	n/a	90169000	K271
EP1506G6	K269	K270	K273	K276	n/a	n/a	n/a	n/a	58040109	n/a	90168700	K271
EP1506G8	K269	K270	K273	K276	n/a	n/a	n/a	n/a	58040109	n/a	90169000	K271
EP1508G8	K269	K270	K273	K276	n/a	n/a	n/a	n/a	58040109	n/a	90169000	K271
EP1509G8	K269	K270	K273	K276	n/a	n/a	n/a	n/a	58040109	n/a	90169000	K271
EP1510E17	K269	K270	K273	K276	n/a	n/a	n/a	n/a	58040109	n/a	90168700	K271
EP1510G8	K269	K270	K273	K276	n/a	n/a	n/a	n/a	58040109	n/a	90169000	K271
EP1510S17	K269	K270	K273	K276	n/a	n/a	n/a	n/a	58040109	n/a	90164100	K271
EP1512E17	K269	K270	K273	K276	n/a	n/a	n/a	n/a	58040109	n/a	90168700	K271
EP1512S17	K269	K270	K273	K276	n/a	n/a	n/a	n/a	58040109	n/a	90164100	K271
EP1513S17	K269	K270	K273	K276	n/a	n/a	n/a	n/a	58040109	n/a	90164100	K271
EP1810S17	K269	K270	K274	K277	n/a	n/a	n/a	n/a	58040209	n/a	90164100	K271
EP1811E17	K269	K270	K274	K277	n/a	n/a	n/a	n/a	58040209	n/a	90168700	K271
EP1812E17	K269	K270	K274	K277	n/a	n/a	n/a	n/a	58040209	n/a	90168700	K271
EP1812S17	K269	K270	K274	K277	n/a	n/a	n/a	n/a	58040209	n/a	90164100	K271
EP1813S17	K269	K270	K274	K277	n/a	n/a	n/a	n/a	58040209	n/a	90164100	K271
ES2010S	K269	K270	K285	K290	n/a	n/a	n/a	n/a	59040009	n/a	90164800	K271
ES2012S	K269	K270	K285	K290	n/a	n/a	n/a	n/a	59040009	n/a	90164800	K271
ES2013S	K269	K270	K285	K290	n/a	n/a	n/a	n/a	59040009	n/a	90164800	K271



10 GENERAL PUMP KIT CHART

GP Pump Part Number	Valves	Valve Caps	Standard Packings	Standard Packing w/brass	Head Rings	Dripless Intermediate Ring Kit	Dripless Packings	Dripless Packing w/brass	Pistons	Piston Bolts	Crankshaft Oil Seal	Piston Rod Oil Seal
ESN2010S	K269	K270	K285	K290	n/a	n/a	n/a	n/a	59040009	n/a	90164800	K271
ESN2012S	K269	K270	K285	K290	n/a	n/a	n/a	n/a	59040009	n/a	90164800	K271
ESN2013S	K269	K270	K285	K290	n/a	n/a	n/a	n/a	59040009	n/a	90164800	K271
ESN2213S	K269	K270	K286	K291	n/a	n/a	n/a	n/a	59040109	n/a	90164800	K271
ET1504E34	K309	n/a	K312	K313	n/a	n/a	n/a	n/a	53040009	n/a	n/a	K311
ET1504E34L	K309	n/a	K312	K313	n/a	n/a	n/a	n/a	53040009	n/a	n/a	K311
ET1505E34	K309	n/a	K312	K313	n/a	n/a	n/a	n/a	53040009	n/a	n/a	K311
ET1506E34	K309	n/a	K312	K313	n/a	n/a	n/a	n/a	53040009	n/a	n/a	K311
ET1506E34L	K309	n/a	K312	K313	n/a	n/a	n/a	n/a	53040009	n/a	n/a	K311
ET1809E34	K309	n/a	K314	K315	n/a	n/a	n/a	n/a	63040509	n/a	n/a	K311
ETB1511S17	K309	n/a	K312	K313	n/a	n/a	n/a	n/a	53040009	n/a	90164100	K311
ETB1811S17	K309	n/a	K314	K315	n/a	n/a	n/a	n/a	63040509	n/a	90164100	K311
EZ2536E	K123	K124	K127	K131	K129	K128	Standard	Standard	44040109	n/a	n/a	K23
EZ2542E	K123	K124	K127	K131	K129	K128	Standard	Standard	44040109	n/a	n/a	K23
EZ2542S	K123	K124	K127	K131	K129	K128	Standard	Standard	44040109	n/a	n/a	K23
EZ2545E	K123	K124	K88	K130	K129	K89	Standard	Standard	52040009	n/a	n/a	K23
EZ2545G	K123	K124	K88	K130	K129	K89	Standard	Standard	52040009	n/a	n/a	K23
EZ3030G34	K123	K124	K88	K130	K129	K89	Standard	Standard	52040009	n/a	n/a	K23
EZ3035G	K123	K124	K88	K130	K129	K89	Standard	Standard	52040009	n/a	n/a	K23
EZ3040G	K123	K124	K88	K130	K129	K89	Standard	Standard	52040009	n/a	n/a	K23
EZ3040S	K123	K124	K88	K130	K129	K89	Standard	Standard	52040009	n/a	n/a	K23
EZ3042S	K123	K124	K127	K131	K129	K128	n/a	n/a	44040109	n/a	n/a	K23
EZ4035G34	K123	K124	n/a	n/a	n/a	K154	K153	K156	58040009	n/a	n/a	K23
EZ4040G	K123	K124	n/a	n/a	n/a	K154	K153	K156	58040009	n/a	n/a	K23
T1011	K1	K4	K8HP	K28HP	K7	K71	K69	K28	47040409	K6	K3	K2
T1321	K1	K4	K12HP	K29HP	K11	K149	K148	K29	47040409	K6	K3	K2
T1511	K1	K4	K8HP	K28HP	K7	K71	K69	K28	47040409	K6	K3	K2
T1551	K43	n/a	K113	K115	K65	K66	Standard	Standard	76040056	K74	K32	K44
T1621	K1	K5	K12HP	K29HP	K11	K149	K148	K29	47040509	K6	K3	K2
T1631	K1	K4	K12HP	K29HP	K11	K149	K148	K29	47040509	K6	K24	K2
T2011	K1	K5	K8HP	K28HP	K7	K71	K69	K28	47040409	K6	K3	K2
T2031	K1	K4	K8HP	K28HP	K7	K71	K69	K28	47040409	K6	K24	K2
T41	K62	n/a	K38	K39	K41	K42	Standard	Standard	69040009	K74	K32	K37
T4251	K122	n/a	K77	K78	K7	K71	K69	K28	61040056	n/a	K32	K44
T5050	K150	n/a	n/a	K151	K108	K110	Standard	Standard	47040856	n/a	K3	K2
T61	K43	n/a	K79	K80	K48	K81	Standard	Standard	76040209	K74	K32	K44
T721	K1	K4	K19HP	K27HP	K21	K20	K19	K27	50040409	K6	n/a	K23
T731	K1	K4	K19HP	K27HP	K21	K20	K19	K27	50040409	K6	n/a	K23
T81	K43	n/a	K79	K80	K65	K81	Standard	Standard	76040209	K74	K32	K44
T9051	K1	K84	K97	K96	n/a	n/a	Standard	Standard	51040009	n/a	n/a	K83
T9051EBF	K1	K84	K97	K96	n/a	n/a	Standard	Standard	51040009	n/a	n/a	K83
T9131	K1	K4	K8HP	K28HP	K7	K71	K69	K28	47040409	K6	K3	K2
T9161	K1	K5	K8HP	K28HP	K7	K71	K69	K28	47040409	K6	K3	K2
T921	K1	K4	K12HP	K29HP	K11	K149	K148	K29	47040509	K6	K3	K2
T9211	K1	K5	K8HP	K28HP	K7	K71	K69	K28	47040409	K6	K3	K2
T9281	K1	K106	K109	K112	K108	K110	Standard	Standard	47040856	K107	K3	K2
T9721	K1	K4	K19HP	K27HP	K21	K20	K19	K27	50040409	K6	n/a	K23
T9731	K1	K4	K19HP	K27HP	K21	K20	K19	K27	50040409	K6	n/a	K23
T9791	K1	K4	K19HP	K27HP	K21	K20	K19	K27	50040409	K6	n/a	K23
T991	K1	K4	K19HP	K27HP	K21	K20	K19	K27	50040409	K6	n/a	K23
T9951	K1	K4	K19HP	K27HP	K21	K20	K19	K27	50040409	K6	n/a	K23
T9971	K1	K4	K19HP	K27HP	K21	K20	K19	K27	50040409	K6	n/a	K23



GP Pump Part Number	Valves	Valve Caps	Standard Packings	Standard Packing w/brass	Head Rings	Dripless Intermediate Ring Kit	Dripless Packings	Dripless Packing w/brass	Pistons	Piston Bolts	Crankshaft Oil Seal	Piston Rod Oil Seal
TC1511S17	K123	n/a	n/a	n/a	n/a	K198	K196	K226	60040009	n/a	n/a	K83
TC1811S17	K123	n/a	n/a	n/a	n/a	K199	K197	K227	60040109	n/a	n/a	K83
TP2530J34	K123	n/a	K97	K96	n/a	n/a	Standard	Standard	51040009	n/a	n/a	K83
TP2530J34UIL	K123	n/a	K97	K96	n/a	n/a	Standard	Standard	51040009	n/a	n/a	K83
TS1011	K1	K4	K8HP	K28HP	K7	K71	K69	K28	47040409	K6	K3	K2
TS1021	K1	K4	K8HP	K28HP	K7	K71	K69	K28	47040409	K6	K3	K2
TS1041	K62	n/a	K8HP	K82	K7	K71	K69	K28	47040409	K54	K3	K37
TS1321	K1	K4	K12HP	K29HP	K11	K149	K148	K29	47040509	K6	K3	K2
TS1331	K1	K4	K8HP	K28HP	K7	K71	K69	K28	47040409	K6	K3	K2
TS1511	K1	K4	K8HP	K28HP	K7	K71	K69	K28	47040409	K6	K3	K2
TS1531	K62	n/a	K8HP	K82	K7	K71	K69	K28	47040409	K54	K32	K37
TS1621	K1	K5	K12HP	K29HP	K7	K71	K69	K28	47040509	K6	K3	K2
TS1711	K1	K4	K8HP	K28HP	K7	K71	K69	K28	47040409	K6	K3	K2
TS2011	K1	K5	K8HP	K28HP	K7	K71	K69	K28	47040409	K6	K3	K2
TS2021	K1	K5	K8HP	K28HP	K7	K71	K69	K28	47040409	K6	K3	K2
TS821	K1	K4	K8HP	K28HP	K7	K71	K69	K28	47040409	K6	K3	K2
TSF2019	K169	n/a	n/a	n/a	n/a	n/a	K170	K171	66040009	n/a	K3	K2
TSF2021	K169	n/a	n/a	n/a	n/a	n/a	K170	K171	66040009	n/a	K3	K2
TSF2219	K169	n/a	n/a	n/a	n/a	n/a	K172	K173	66040109	n/a	K3	K2
TSF2221	K169	n/a	n/a	n/a	n/a	n/a	K172	K173	66040109	n/a	K3	K2
TSF2421	K169	n/a	n/a	n/a	n/a	n/a	K181	K182	66040409	n/a	K3	K2
TSF2819	K169	n/a	n/a	n/a	n/a	n/a	K248	K247	66041009	n/a	K3	K2
TSP1621	K150	n/a	n/a	n/a	n/a	n/a	K174	K175	66040209	n/a	K3	K2
TSP1819	K150	n/a	n/a	n/a	n/a	n/a	K161	K176	66040309	n/a	K3	K2
TSS1021	K1	K4F	K8HP	K28HP	K7	K71	K69	K28	47040409	K6	K3	K2
TSS1511	K1	K4F	K8HP	K28HP	K7	K71	K69	K28	47040409	K6	K3	K2
TT2028E	K1	K84	K97	K96	n/a	n/a	Standard	Standard	51040009	n/a	n/a	K83
TT2028G	K1	K84	K97	K96	n/a	n/a	Standard	Standard	51040009	n/a	n/a	K83
TT2035	K1	K84	K97	K96	n/a	n/a	Standard	Standard	51040009	n/a	n/a	K83
TT2035EBF	K1	K84	K97	K96	n/a	n/a	Standard	Standard	51040009	n/a	n/a	K83
TT9061	K1	K84	K97	K96	n/a	n/a	Standard	Standard	51040009	n/a	n/a	K83
TT9071	K1	K84	K97	K96	n/a	n/a	Standard	Standard	51040009	n/a	n/a	K83
TT9071EBF	K1	K84	K97	K96	n/a	n/a	Standard	Standard	51040009	n/a	n/a	K83
TT9111	K1	K84	K141	K140	n/a	n/a	Standard	Standard	51040166	n/a	n/a	K83
TT9351	K1	K4	K88	K92	K90	K89	Standard	Standard	52040009	n/a	n/a	K23
TT941	K1	K84	K97	K96	n/a	n/a	Standard	Standard	51040009	n/a	n/a	K83
TT9441	K1	K4	K88	K92	K90	K89	Standard	Standard	52040009	n/a	n/a	K23
TX1505G6	K123	K124	n/a	n/a	n/a	K164	K160	K166	52040009	n/a	n/a	K159
TX1506G6	K123	K124	n/a	n/a	n/a	K164	K160	K166	52040009	n/a	n/a	K159
TX1506G6UIL	K123	K124	n/a	n/a	n/a	K164	K160	K166	52040009	n/a	n/a	K159
TX1506G6UKL	K123	K124	n/a	n/a	n/a	K164	K160	K166	52040009	n/a	n/a	K159
TX1506S34	K123	K124	n/a	n/a	n/a	K164	K160	K166	52040009	n/a	n/a	K159
TX1508G6	K123	K124	n/a	n/a	n/a	K164	K160	K166	52040009	n/a	n/a	K159
TX1508G8	K123	K124	n/a	n/a	n/a	K164	K160	K166	52040009	n/a	n/a	K159
TX1508G8UIL	K123	K124	n/a	n/a	n/a	K164	K160	K166	52040009	n/a	n/a	K159
TX1508G8UKL	K123	K124	n/a	n/a	n/a	K164	K160	K166	52040009	n/a	n/a	K159
TX1508S34	K123	K124	n/a	n/a	n/a	K164	K160	K166	52040009	n/a	n/a	K159
TX1509G8	K123	K124	n/a	n/a	n/a	K164	K160	K166	52040009	n/a	n/a	K159
TX1509G8UIL	K123	K124	n/a	n/a	n/a	K164	K160	K166	52040009	n/a	n/a	K159
TX1509G8UKL	K123	K124	n/a	n/a	n/a	K164	K160	K166	52040009	n/a	n/a	K159
TX1510E349	K123	K124	n/a	n/a	n/a	K164	K160	K166	52040009	n/a	n/a	K159
TX1510G8	K123	K124	n/a	n/a	n/a	K164	K160	K166	52040009	n/a	n/a	K159

GP Pump Part Number	Valves	Valve Caps	Standard Packings	Standard Packing w/brass	Head Rings	Dripless Intermediate Ring Kit	Dripless Packings	Dripless Packing w/brass	Pistons	Piston Bolts	Crankshaft Oil Seal	Piston Rod Oil Seal
TX1510G8UIL	K123	K124	n/a	n/a	n/a	K164	K160	K166	52040009	n/a	n/a	K159
TX1510G8UKL	K123	K124	n/a	n/a	n/a	K164	K160	K166	52040009	n/a	n/a	K159
TX1510S34	K123	K124	n/a	n/a	n/a	K164	K160	K166	52040009	n/a	n/a	K159
TX1512E179	K123	K124	n/a	n/a	n/a	K164	K160	K166	52040009	n/a	n/a	K159
TX1512S17	K123	K124	n/a	n/a	n/a	K164	K160	K166	52040009	n/a	n/a	K159
TX1513S17	K123	K124	n/a	K166	n/a	n/a	n/a	n/a	52040009	n/a	n/a	K159
TX1810E179	K123	K124	n/a	n/a	n/a	K165	K161	K167	44040109	n/a	n/a	K159
TX1810S17	K123	K124	n/a	n/a	n/a	K165	K161	K167	44040109	n/a	n/a	K159
TX1812E179	K123	K124	n/a	n/a	n/a	K165	K161	K167	44040109	n/a	n/a	K159
TX1812S17	K123	K124	n/a	n/a	n/a	K165	K161	K167	44040109	n/a	n/a	K159
TX1813S17	K123	K124	n/a	K167	n/a	n/a	n/a	n/a	44040109	n/a	n/a	K159


GENERAL PUMP REPAIR PARTS



PART #	GENERAL NO.	DESCRIPTION
N07-10040	69.0400.09	Ceramic plunger – 22 mm
N07-12040	51.0400.09	Ceramic plunger – 9 mm
N07-13040	76.0402.09	Ceramic Plunger – 45 mm
N07-20040	50.0404.09	Ceramic Plunger – 14 mm
N07-28040	61.0400.56	Ceramic Plunger – 20 mm
N07-31040	51.0401.09	Ceramic plunger (Old # was 51.0401.66) 9 mm
N07-32040	47.0408.56	Ceramic Plunger –16 mm
N07-40040	47.0404.09	Ceramic Plunger – 14 mm
N07-44040	44.0401.09	Ceramic Plunger – 18 mm
N07-47040	52.0400.09	Ceramic Plunger – 15 mm
N07-70040	47.0405.09	Ceramic plunger – 14 mm
N07-80040	69.0401.09	Ceramic plunger – 22 mm

GENERAL PUMP REPAIR KITS



PART #	GENERAL NO.	DESCRIPTION
N07-99001	Kit #1	Valve assembly
N07-99002	Kit #2	Crosshead seals
N07-99003	Kit #3	Crankshaft seals
N07-99004	Kit #4	Valve plugs coarse thread
 N07-99004F	Kit #4F	Valve plugs fine thread
N07-99005	Kit #5	Valve plugs
N07-99006	Kit #6	Plunger screws and o-rings
N07-99006A	Kit #6A	Plunger screw and o-ring
N07-99007	Kit #7	Male adapters
N07-99008	Kit #8	V-Packing
N07-99008HP	Kit #8 HP	High pressure kit
N07-99010	Kit #10	Packing retainers
N07-99011	Kit #11	Male adapters
N07-99012	Kit #12	V-Packing
N07-99012HP	Kit #12 HP	High pressure v-packing
N07-99014	Kit #14	Packing retainers

GENERAL PUMP REPAIR KITS



PART #	GENERAL NO.	DESCRIPTION
N07-99016	Kit #16	V-Packing
N07-99017	Kit #17	Intermediate rings
N07-99019	Kit #19	V-Packing
N07-99019HP	Kit #19 HP	High pressure v-packing
N07-99020	Kit #20	Intermediate rings
N07-99021	Kit #21	Male adapters
N07-99022	Kit #22	Packing retainers
N07-99023	Kit #23	Crosshead seals
N07-99024	Kit #24	Crosshead seals
N07-99025	Kit #25	Packing retainers
N07-99026	Kit #26	Plunger plug stud
N07-99027	Kit #27	Plunger packing
N07-99028	Kit #28	Plunger packing
N07-99028HP	Kit #28HP	High Pressure Packing Kit Ass'y (20 x 30 MM)
N07-99029	Kit #29	Plunger packing
N07-99031	Kit #31	Plunger packing
N07-99032	Kit #32	Crankshaft seal
N07-99037	Kit #37	Crosshead seals
N07-99038	Kit #38	V-Packings
N07-99039	Kit #39	Plunger packing
N07-99040	Kit #40	Packing retainers
N07-99041	Kit #41	Male adapters
N07-99042	Kit #42	Intermediate rings
N07-99043	Kit #43	Valve assemblies
N07-99044	Kit #44	Crosshead seals
N07-99047	Kit #47	Packing retainers
N07-99048	Kit #48	Head ring – 44 MM
N07-99051	Kit #51	Overhaul package
N07-99052	Kit #52	Overhaul package
N07-99057	Kit #57	Overhaul package
N07-99058	Kit #58	Overhaul package
N07-99059	Kit #59	Overhaul package
N07-99060	Kit #60	Overhaul package
N07-99061	Kit #61	Overhaul package
N07-99062	Kit #62	Valve assembly
N07-99063	Kit #63	V-Packing
N07-99064	Kit #64	Packing retainers
N07-99065	Kit #65	Male adapter
N07-99066	Kit #66	Intermediate ring
N07-99067	Kit #67	Plunger packing
N07-99069	Kit #69	Packing retainer – 20 MM
N07-99070	Kit #70	Overhaul package
N07-99071	Kit #71	Restop ring w/front female adapter
N07-99072	Kit #72	HM maintenance
N07-99074	Kit #74	Plunger screws and rings
N07-99076	Kit #76	Packing retainer – 20 MM
N07-99077	Kit #77	Packing w/ restop – 20 MM



GENERAL PUMP REPAIR KITS

PART #	GENERAL NO.	DESCRIPTION
N07-99078	Kit #78	Packing assembly
N07-99079	Kit #79	V-Packing and rings
N07-99080	Kit #80	Packing assembly – 45 MM
N07-99081	Kit #81	Packing retainer – 45 MM
N07-99082	Kit #82	Plunger packing – 20 MM
N07-99083	Kit #83	Oil seal
N07-99084	Kit #84	Valve parts package plugs
N07-99085	Kit #85	Packing for Saturn II
N07-99086	Kit #86	Packing retainer
N07-99087	Kit #87	V-Packing
N07-99088	Kit #88	V-Packing
N07-99088HP	Kit #88HP	High Pressure Packing (EZ Series) 15 MM
N07-99089	Kit #89	Intermediate rings
N07-99090	Kit #90	Male adapter
N07-99092	Kit #92	V-Packing for TT1611
N07-99094	Kit #94	Control set
N07-99095	Kit #95	Repair for KR unloader
N07-99096	Kit #96	Plunger packing assembly
N07-99097	Kit #97	V-Packing
N07-99102	Kit #102	TT unloader maintenance
N07-99103	Kit #103	Rotox repair
N07-99105	Kit #105	P10 gun o-ring, seat, rod, ring
N07-99109	Kit #109	Plunger and restop packing
N07-99112	Kit #112	Plunger packing w/retainer *Services only (1) Plunger
N07-99113	Kit #113	V-Packing
N07-99115	Kit #115	Plunger packing
N07-99118	Kit #118	V-Packing
N07-99119	Kit #119	Packing for Formula 99
N07-99120	Kit #120	Unloader maintenance
N07-99121	Kit #121	K9 unloader repair
N07-99122	Kit #122	Valve assembly for T4251
N07-99123	Kit #123	Valve
N07-99124	Kit #124	Plug and o-ring
N07-99127	Kit #127	V-Packing
N07-99130	Kit #130	V-Packing w/adapters
N07-99131	Kit #131	Plunger packing for EZ2536E
N07-99139	Kit #139	Parts package
N07-99140	Kit #140	Plunger packing w/retainer
N07-99141	Kit #141	Plunger packing – 18 MM
N07-99148	Kit #148	V-Packing
N07-99149	Kit #149	Front female adapter
N07-99150	Kit #150	Valve Assembly
N07-99151	Kit #151	Parts package
N07-99153	Kit #153	Short Packing - 13 MM - EZ Series
N07-99154	Kit #154	Intermediate Ring Kit - EZ Series
N07-99156	Kit #156	Plunger Packing
N07-99159	Kit #159	Crosshead Seals

GENERAL PUMP REPAIR KITS



PART #	GENERAL NO.	DESCRIPTION
N07-99160	Kit #160	Short Packing - 15 MM - 63 Series
N07-99161	Kit #161	V-Packing - 18 MM
N07-99164	Kit #164	Intermediate Ring - 15 MM - 63 Series
N07-99165	Kit #165	Adapter - Female - Front
N07-99166	Kit #166	Long Packing - 15 MM - 63 Series
N07-99167	Kit #167	Plunger Packing - 18 MM
N07-99169	Kit #169	Check Valve - 66 Series (6) in this kit
N07-99170	Kit #170	Low/High Pressure Seals - 20 MM - 66TSF Series
N07-99171	Kit #171	Packing - 20 MM - 66TSF Series
N07-99172	Kit #172	Low/High Pressure Seals - 22 MM - 66TSF Series
N07-99173	Kit #173	Packing - 22 MM - 49/50 Series
N07-99174	Kit #174	Seal - 16 MM Piston (1)
N07-99175	Kit #175	Packing - 16 MM (3)
N07-99176	Kit #176	Packing - 18 MM (3)
N07-99181	Kit #181	Seal - 24 MM (3) - LP, HP - for 66 Series
N07-99182	Kit #182	Packing - 24 MM (1) - for 66 Series



PUMPS MADE READY

- Includes everything to bolt a pump to engine and ready to go.
- Mounting bolt to engine not included



N09-00201



N07-00313



N07-00293

BRAND	PART #	PUMP	DESCRIPTION	INCLUDES
AR	N09-00201	RRV4G40HD-F24	4 GPM @ 4000 PSI, 1" GAS	VRT3EZ Unloader 3/8" Quick Coupler, 3/4" Garden Hose Inlet Fitting With 3/8" Hose Barb, Hose Clamps and Bypass Hose
	N09-00202	RCV3G27D-F7	3 GPM @ 2700 PSI, 3/4" GAS	
GP	N07-00293	EZ4040G	4 GPM @ 4200 PSI, 1" GAS	PULSAR4KHPEZ Unloader, 3/8" Quick Coupler, 3/4" Garden Hose Inlet Fittings With 1/4" Side Port, Thermal Valve, 3/8" Hose Barb, Hose Clamps And Bypass Hose
	N07-00312	TP2530J34	2.8 GPM @ 2500 PSI, 3/4" GAS	
	N07-00273	EP1313G8	4 GPM @ 4000 PSI, 1" GAS	
	N07-00294	EP1508G8	3.4 GPM @ 3045 PSI, 1" GAS	
	N07-00261A	ET1509E17	2.1 GPM @ 2610 PSI, 5/8" ELECTRIC 56C	
	N07-00289A	ET1809E17	3.2 GPM @ 2320 PSI, 5/8" ELECTRIC 56C	
	N07-00313	TSS1511	4 GPM @ 3500 PSI, 24 MM SHAFT	
	N07-00314	TS2021	5.6 GPM @ 3500 PSI, 24 MM SHAFT	

GENERAL PUMP PACKING EXTRACTOR SOCKETS



- For use with a packing extractor for removal of lodged packing components.

PART #	DESCRIPTION
Z09-00028-03	Socket - 15 mm
Z09-00043	Socket - 18 mm (EZ series)
Z09-00028-01	Socket - 20 mm
Z09-00028-02	Socket - 22 mm
Z09-00028-04	Socket - 24 mm

JETTER VALVE



- Allows standard triplex pump to generate flow pulsations on demand to improve nozzle movement and cleaning power in sewer cleaning applications.
- Easy installation—simply replace middle valve cap and valve on pump.
- 4000 PSI max pressure

PART #	DESCRIPTION
N07-100316	Jetter Valve - #100316 (EZ, TX63 Series)
N07-100317	Jetter Valve - #100317 (47 Series "Coarse Thread")

GENERAL PUMP PACKING EXTRACTION KIT



- Includes case, slide hammer, 13 mm through 24 mm sockets

PART #	DESCRIPTION
Z09-00069	Kit - #100783

GENERAL PUMP PACKING EXTRACTION KIT



- Slide hammer w/3 expanding collets for extraction of 20, 22, & 24 mm packing assemblies
- Plastic insertion tools for reassembly of packings
- High impact plastic case w/foam liner

PART #	DESCRIPTION
Z09-00028	Kit - #TOOLKITPRI

OIL DRAIN HOSE



- Easy to use flexible hose for draining of oil into an oil disposal container.

PART #	DESCRIPTION
K21-02214-1/4	Oil Drain Hose - 1/4" x 14" w/1/4" MNPT
K21-02214-3/8	Oil Drain Hose - 1/4" x 14" w/3/8" MNPT

GENERAL PUMP PACKING INSERTION TOOL KIT



- Plastic insertion tools for reassembly of packings
- Contains inserting tools for installing 20 mm, 22 mm, & 24 mm v-packings in the packing gland

PART #	DESCRIPTION
Z09-00024	Kit - #ZMVT00L

GENERAL PUMP COMPLETE TOOL KIT




Includes:

- Packing extraction kit, Packing insertion kit
- Oil seal insertion tools (6), Allen wrenches (5)
- 1/2" Drive w/sockets (4)
- Braker bar 1/2" drive
- Ft/lb torque wrench 1/2" drive
- Unloader tool
- High impact plastic case

PART #	DESCRIPTION
Z09-00021	Kit - #ZMVALAT

PACKING EXTRACTOR



- Slide hammer with choice of five slotted sockets for extraction of 15, 18, 20, 22, & 25 mm packing assemblies
- The slide hammer will attach to a slotted socket. The socket will expand inside the packing gland and then the slide hammer will remove the packing gland brass out of a pump head.
- For removal of packing from pumps - just choose the socket or sockets you need along with the slide hammer in order to make packing removal easy!

PART #	DESCRIPTION
Z09-00059	Slide Hammer
Z09-00059-01	Socket - 15 mm
Z09-00059-02	Socket - 18 mm
Z09-00059-03	Socket - 20 mm
Z09-00059-04	Socket - 22 mm
Z09-00059-05	Socket - 25 mm

ACCUMULATOR



- 10 Cu. inches
- 3/8" Male inlet
- Factory pre-charged to 1500 PSI
- Diaphragm type
- Steel construction

PART #	DESCRIPTION
Y01-00123	Accumulator - Rated for up to 4000 PSI
Y01-00123A	Accumulator - Rated for up to 5000 PSI

NEW PRODUCT INDUSTRIAL PUMP OIL



- Specialty Custom Blended ISO 68 petroleum based hydraulic Oil For All High Pressure Pumps
- Formulated w/Anti Wear, Non Foaming, Non Detergent oil for greater wear and protection at high RPM pumps
- Oil Should Be Changed at 50 Hours of Break In then Every 300 Hours or Yearly, Whichever Comes First
- 32 Fluid Ounces Per Bottle, 12 Bottles Per Case

PART #	DESCRIPTION
ALKOTA-OIL	Oil, 32 Ounce Bottle Each
ALKOTA-OILCA	12-32 oz. Bottles Per Case

GENERAL PUMP CRANKCASE OIL



- 30W viscosity, non-detergent
- Special anti-scuff and anti-wear agents extend the lives of gear, vane, radial piston, and plunger pumps.
- Resists formation of harmful oil water emulsions
- Exceeds wear prevention requirements of all major pump manufacturers
- Highly resistant to oxidation that would result in sludge formation
- Series 100 Oil



PART #	DESCRIPTION
N07-OILCA	Oil, Case - (6) One Pint Bottles - #100214
N07-OILCA-1	Oil, Bottle - (1) One Pint Bottle - #100295
N07-OILCA-2	Oil, Case - (24) One Pint Bottles - #100216

PUMP SAVER



(Anti-Freeze Solution)

- Protect your pump from freezing over the winter.
- Attaches to any pump inlet to fill pump with anti-freeze solution.
- Prevents harmful buildup of hard water mineral deposits in pump.
- Maintains seals and pistons.
- Provides longer pump life.
- Helps prolong the life of your pressure washer by preventing freeze damage and eliminating hard water mineral deposit buildup that could damage pump.
- Environmentally safe
- 16 FL OZ

PART #	DESCRIPTION
Z01-00172	Pump Anti-Freeze Solution

COMET PUMP CRANKCASE OIL



- Comet industrial pump oil is a special blend formulated 30W non-detergent, non-foaming oil which is AW100 rated for superior oxidation protection.
- Special formulated for use in all high pressure industrial piston pumps
- Universal tractor transmission oil (UTTO)
- Comet recommends changing pump oil after the initial 50 hours of operation and every 300 hours thereafter.
- Comet

PART #	DESCRIPTION
N16-81021801	Oil, Bottle - (1) 32 Oz. Bottle - #8102.1801.00

CAT PUMP CRANKCASE OIL



- Special custom-blend, multi-viscosity, ISO-68 petroleum based hydraulic lubricant oil for high pressure pump systems.
- Anti-wear, high pressure, and oxidizer inhibitor additives for maximum protection and wear.
- Runs significantly cooler than typical oils, enhancing the longevity of components.
- Non-detergent for greater wear and protection at high RPM and high pressure.
- Cat Pumps

PART #	DESCRIPTION
N06-06100	Oil, Case - (12) 21 Oz. Bottles - #6100
N06-06107	Oil, Bottle - (1) 21 Oz. Bottle - #6107

AR PUMP CRANKCASE OIL



- AR pump 30W oil is specially formulated crankcase oil for high pressure pumps.
- Contains anti-wear inhibitor and deoxidizer additives
- AR North

PART #	DESCRIPTION
N09-OILCA	Oil, Case - (12) One Pint Bottles - #AR64516C
N09-OILCA-1	Oil, Bottle - (1) One Pint Bottle - #AR64516

ELECTRIC MOTOR HORSEPOWER REQUIRED TO DRIVE A PUMP*

GPM	100 PSI	200 PSI	250 PSI	300 PSI	400 PSI	500 PSI	750 PSI	1000 PSI	1250 PSI	1500 PSI	2000 PSI	2500 PSI	3000 PSI	4000 PSI
0.5	0.03	0.07	0.09	0.10	0.14	0.17	0.26	0.34	0.43	0.51	0.69	0.86	1.03	1.37
1.0	0.07	0.14	0.17	0.21	0.27	0.34	0.51	0.69	0.86	1.03	1.37	1.72	2.06	2.75
1.5	0.10	0.21	0.26	0.31	0.41	0.51	0.77	1.03	1.29	1.54	2.06	2.57	3.09	4.12
2.0	0.14	0.27	0.34	0.41	0.55	0.69	1.03	1.37	1.72	2.06	2.75	3.43	4.12	5.49
2.5	0.17	0.34	0.43	0.51	0.69	0.86	1.29	1.72	2.14	2.57	3.43	4.29	5.15	6.86
3.0	0.21	0.41	0.51	0.62	0.82	1.03	1.54	2.06	2.57	3.09	4.12	5.15	6.18	8.24
3.5	0.24	0.48	0.60	0.72	0.96	1.20	1.80	2.40	3.00	3.60	4.80	6.01	7.21	9.61
4.0	0.27	0.55	0.69	0.82	1.10	1.37	2.06	2.75	3.43	4.12	5.49	6.86	8.24	10.98
5.0	0.34	0.69	0.86	1.03	1.37	1.72	2.57	3.43	4.29	5.15	6.86	8.58	10.30	13.73
6.0	0.41	0.82	1.03	1.24	1.65	2.06	3.09	4.12	5.15	6.18	8.24	10.30	12.36	16.47
7.0	0.48	0.96	1.20	1.44	1.92	2.40	3.60	4.80	6.01	7.21	9.61	12.01	14.41	19.22
8.0	0.55	1.10	1.37	1.65	2.20	2.75	4.12	5.49	6.86	8.24	10.98	13.73	16.47	21.96
9.0	0.62	1.24	1.54	1.85	2.47	3.09	4.63	6.18	7.72	9.27	12.36	15.44	18.53	24.71
10.0	0.69	1.37	1.72	2.06	2.75	3.43	5.15	6.86	8.58	10.30	13.73	17.16	20.59	27.46
11.0	0.76	1.51	1.89	2.27	3.02	3.78	5.66	7.55	9.44	11.33	15.10	18.88	22.65	30.20
12.0	0.82	1.65	2.06	2.47	3.29	4.12	6.18	8.24	10.30	12.36	16.47	20.59	24.71	32.95
13.0	0.89	1.78	2.23	2.68	3.57	4.46	6.69	8.92	11.15	13.38	17.85	22.31	26.77	35.69
14.0	0.96	1.92	2.40	2.88	3.84	4.80	7.21	9.61	12.01	14.41	19.22	24.02	28.83	38.44
15.0	1.03	2.06	2.57	3.09	4.12	5.15	7.72	10.30	12.87	15.44	20.59	25.74	30.89	41.18
16.0	1.10	2.20	2.75	3.29	4.39	5.49	8.24	10.98	13.73	16.47	21.96	27.46	32.95	43.93
17.0	1.17	2.33	2.92	3.50	4.67	5.83	8.75	11.67	14.59	17.50	23.34	29.17	35.01	46.67
18.0	1.24	2.47	3.09	3.71	4.94	6.18	9.27	12.36	15.44	18.53	24.71	30.89	37.07	49.42
19.0	1.30	2.61	3.26	3.91	5.22	6.52	9.78	13.04	16.30	19.56	26.08	32.60	39.12	52.17
20.0	1.37	2.75	3.43	4.12	5.50	6.86	10.30	13.73	17.16	20.59	27.46	34.32	41.18	54.91
25.0	1.72	3.43	4.29	5.15	6.86	8.58	12.87	17.16	21.45	25.74	34.32	42.90	51.48	68.64
30.0	2.06	4.12	5.15	6.18	8.24	10.30	15.44	20.59	25.74	30.89	41.18	51.48	61.78	82.37
35.0	2.40	4.80	6.01	7.21	9.61	12.01	18.02	24.02	30.03	36.04	48.05	60.06	72.07	96.09
40.0	2.75	5.49	6.86	8.24	10.98	13.73	20.59	27.46	34.32	41.18	54.91	68.64	82.37	109.82
45.0	3.09	6.18	7.72	9.27	12.36	15.44	23.17	30.89	38.61	46.33	61.78	77.22	92.66	123.55
50.0	3.43	6.86	8.58	10.30	13.73	17.16	25.74	34.32	42.90	51.48	68.64	85.80	102.96	137.28

*Note: A gasoline engine should be sized at 2 times the electric horsepower requirement. $GPM \times PSI$ divided by 1714 divided by the pump efficiency of approximately 85% equals required electric HP.

ELECTRIC MOTORS



PART #	HP	Image #	RPM	Shaft	*Type	Frame	Max. AMPS	Voltage	Ph	Protection	Hz
F02-00035	1/3	1	1725	1/2"	ODP	48	5.8	115	1	Auto	60
F02-00042	3/4	8	1755	5/8"	ODP	56	6.8/3.4	115/230	1	Auto	60
NEW PRODUCT F02-00138-U	2.3	14	3450	5/8"	ODP	56	18.4/10.6/9.2	115/208/230	1	Manual	60
F02-00138-UC	2.3	6	3450	5/8"	ODPC	56	17.2/8.6	115/230	1	Manual	60
NEW PRODUCT F02-00087-U	4	12	3450	5/8"	ODP	W56	17.8/16.6	208/230	1	Manual	60
F02-00094	4	2	3450	5/8"	ODP	56	12/11/5.5	208/230/460	3	Manual	60
F02-00098-UC	4	9	3400	5/8"	ODPC	W56C	17.8/16.6	208/230	1	Manual	60
NEW PRODUCT F02-00059	5	5	1750	1 1/8"	ODP	184T	13.2/6.6	230/460	3	No	60
NEW PRODUCT F02-00262	5	8	3450	7/8"	ODTF	56H	23.5/21.5	208/230	1	Manual	60
F02-00062	5	4	1725	1 1/8"	ODP	184T	25/23	208/230	1	Manual	60
F02-00089	6	4	3450	1 1/8"	ODP	184T	27/24	208/230	1	Manual	60
F02-00095	6	5	3450	1 1/8"	ODP	184T	15/13.6/6.8	208/230/460	3	Manual	60
F02-00064	7.5	5	1750	1 3/8"	ODP	213T	20.6/19.6/9.8	208/230/460	3	No	60
NEW PRODUCT F02-00287	7.5	7	1750	1 1/8"	TEFCC	213C	31.7	230	1	Manual	60
NEW PRODUCT F02-00172	8	3	3450	1 1/8"	ODPC	184TC	31	230	1	Manual	60
NEW PRODUCT F02-00235	8	15	3450	1 1/8"	ODP	184T	32/31	208/230	1	Manual	60
F02-00237	8	10	3520	1 1/8"	ODP	184T	35/32	208/230	1	Manual	60
F02-00073	10	11	1770	1 3/8"	TEFC	215T	27/25/12.5	208/230/460	3	No	60
NEW PRODUCT F02-00070	10	5	1770	1 3/8"	ODP	215T	25/12.5	230/460	3	No	60
NEW PRODUCT F02-00261	10	13	1740	1 3/8"	TEFC	215T	40	230	1	Manual	60
F02-00075	15	5	1760	1 5/8"	ODP	254T	38/36/18	208/230/460	3	No	60
F02-00076	15	5	1770	1 5/8"	ODP	254T	41	200	3	No	60
NEW PRODUCT F02-00109	20	5	1765	1 5/8"	ODP	256T	48/24	230/460	3	No	60

BRIGGS & STRATTON VANGUARD ENGINES



F05-00423,
F05-00445B



F05-00392



F05-00457A



F05-00456,
F05-00627
F05-00637

Briggs & Stratton Commercial Power designs and manufactures premium-grade Vanguard™ engines.

- The V-Twin engines are design-engineered to dependably take on the most demanding commercial applications. Energetic and quick starting, they feature a number of advanced technologies and integrated components that are proven to elevate the reliability standard, which helps hardworking people get a lot more done in less time.
- The 6.5 HP single-cylinder engines are the result of listening to leading equipment manufacturers, contractors, and owners of rental stores who talked about operating power equipment under the most challenging conditions. Every design innovation and integrated technology is customer-driven, because out there where the work gets done, proven engine performance means business. These models have the transport guard system. When the engine shuts off, the transport guard stops fuel flow. This feature will protect your engine during transport!

PART #	ENGINE MODEL	HP	SHAFT SIZE	STARTER	OIL ALERT	CHARGE RATE	FUEL TANK	MUFFLER
NEW PRODUCT F05-00456	12V332-0012-F1DV1001	6.5	3/4"	Recoil	Yes	N/A	Yes	Yes
NEW PRODUCT F05-00627	12V336-0011-F1CB1024	6.5	3/4"		Yes	20	YES	YES
F05-00637	25V3370010F1	14	1"	Electric	Yes	18	Yes	Yes
F05-00423	356447-0684-F1	18	1"	Electric	Oil pressure switch	20	Yes	Yes
F05-00445B	356447-0641-G1	18	1"	Electric	Oil pressure switch	20	No	No
F05-00457A	386447-0459-G1	23	1"	Electric	No	20	No	No
F05-00392	613477-0284-J1	35	1 1/8"	Electric	No	20	No	No

AIR FILTERS FOR B & S ENGINES



F05-00392-14



F05-00423-02



F05-00430-01



F05-00430-02



F05-00442-3



F05-00442-4



F05-00456-09
F05-00637-01



F05-00457-10

PART #	DESCRIPTION
F05-00392-14	Foam pre-cleaner (To replace #692520)
F05-00423-02	Air filter cartridge - (To replace #845090)
F05-00430-01	Air filter cartridge - (To replace #393957S)
F05-00430-02	Foam pre-cleaner (To replace #271794S)
F05-00442-3	Air filter cartridge - (To replace #394018S)
F05-00442-4	Foam pre-cleaner - (To replace #272490S)
NEW PRODUCT F05-00456-09	Air filter cartridge - (To replace #596760)
F05-00457-10	Air filter cartridge - (To replace #692519)
NEW PRODUCT F05-00637-01	Air filter cartridge - (To replace #84002310)

Filter Cross-Reference Guide Only

ENGINE PART #	HP	AIR FILTER CARTRIDGE	PRE-CLEANER	AIR FILTER W/ PRE-CLEANER
F05-00456	6.5	F05-00456-09	N/A	N/A
F05-00627	6.5	F05-00456-09	N/A	N/A
F05-00637	14	F05-00637-01	N/A	N/A
F05-00423	18	F05-00430-01 *mgd. prior to 4-2011 F05-00423-02 *mfgd. 4-2011 & later	F05-00430-02	N/A
F05-00445B	18	F05-00442-3	F05-00442-4	N/A
F05-00457A	23	F05-00457-10	F05-00392-14	N/A
F05-00392	35	F05-00457-10	F05-00392-14	N/A

B & S ENGINES OIL FILTERS



PART #	DESCRIPTION
F05-00441-02	Long (3 3/8") Version Oil filter (To replace #491056)
F05-00442-2	Short (2 1/4") Version Oil filter (To replace #492932S/ #842921)



F05-00441-02



F05-00442-2

Filter Cross-Reference Guide Only

ENGINE PART #	HP	SHORT	LONG	NO FILTER
F05-00456	6.5	N/A	N/A	✓
F05-00627	6.5	N/A	N/A	✓
F05-00637	14	N/A	N/A	✓
F05-00423	18	F05-00442-2	F05-00441-02	N/A
F05-00445B	18	F05-00442-2	F05-00441-02	N/A
F05-00457A	23	F05-00442-2	F05-00441-02	N/A
F05-00392	35	F05-00442-2	F05-00441-02	N/A

B & S ENGINES FUEL FILTERS



PART #	DESCRIPTION
F05-00392-53	Fuel Filter (To replace #845125)



Filter Cross-Reference Guide Only

ENGINE PART #	HP	FUEL FILTER
F05-00456	6.5	N/A
F05-00627	6.5	N/A
F05-00637	14	N/A
F05-00423	18	F05-00392-53
F05-00445B	18	F05-00392-53
F05-00457A	23	F05-00392-53
F05-00392	35	F05-00392-53

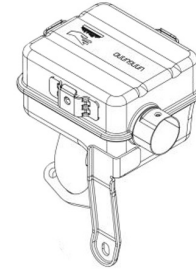
B & S ENGINES MUFFLERS



PART #	DESCRIPTION
F05-00423-04	Muffler (To replace #691562)
F05-00456-07	Muffler (To replace #84003517)
NEW PRODUCT F05-00637-02	Muffler (To replace #84004466)



F05-00423-04



F05-00456-07



F05-00637-02

Muffler Cross-Reference Guide Only

ENGINE PART #	HP	MUFFLER
F05-00456	6.5	F05-00456-07
F05-00627	6.5	F05-00456-07
F05-00637	14	F05-00637-02
F05-00423	18	F05-00423-04
F05-00445B	18	N/A
F05-00457A	23	N/A
F05-00392	35	N/A



HONDA ENGINES

HONDA
ENGINES**Note: Not Carb Certified for Use in California**

- Honda's GX series engines offer more power, more quiet, less fuel consumption, and less emissions than ever before!
- **More Power** - the new GX series engines offer up to 6% more power over the original models. The increase in power is achieved through several innovative improvements. First, the new GX series now employs a digital CDI ignition system to dramatically improve ignition timing. Second, the compression ratio has been increased and finally, combustion air flow has been enhanced through a more efficient air cleaner design that reduces air flow restriction.
- **Less Noise** - the operator will enjoy noise reduction levels ranging from 2.5 to 8db thanks to Honda's re-designed air cleaner and muffler. Vibration levels have also been reduced through the use of an all new, light weight piston.
- **Less Fuel** - dramatically improved combustion efficiency means lower fuel consumption for the new GX series. Fuel consumption has been reduced by 10% through improved ignition timing, smaller inlet ports, and increased compression ratio. For Honda owners this means longer run times and lower fuel costs.
- **Not All Engines are created Equal** - The IGX800 with Electronic Fuel Injection, Electric STR governor, Drive by Wire Control, and a host of other advanced features help to maximize productivity and make the job easier. And of course, the same legendary Honda quality and reliability users expect.

PART #	ENGINE MODEL	HP	SHAFT SIZE	THROTTLE	OIL ALERT	STARTER	CHARGE RATE	FUEL TANK
F05-00461	GX160UT2QX2	4.8	3/4"	Manual/Remote	Yes	Recoil	N/A	Yes
F05-00563	GX200UT2QX2	6.5	3/4"	Manual	Yes	Recoil	N/A	Yes
F05-00499	GX270UT2XQAR2	9	1"	Manual/Remote	Yes	Recoil	18	Yes
F05-00466	GX390UT2XQNE2	13	1"	Manual/Remote	Yes	Electric	10	Yes
F05-00477	GX390UT2QAA2	13	1"	Manual/Remote	Yes	Recoil	N/A	Yes
F05-00488	GX390UT2XQNR2	13	1"	Manual/Remote	Yes	Electric	18	Yes
F05-00528	GX630RHQZB3	20.3	1"	Manual	Yes	Electric	17.7	No
NEW PRODUCT F05-00639	GX800IRHTAPP	24.9	1 1/8"	Manual	Yes	Electric	26	No

OIL DRAIN HOSE



- Easy to use flexible hose for draining of oil into an oil disposal container.
- 1.5 thread pitch

PART #	DESCRIPTION
K21-02214-10mm	Oil drain hose - 1/4" x 14" (w/10mm) Single Cylinder
K21-02214-12mm	Oil drain hose - 3/8" x 14" (w/12mm) Honda Single Cylinder
K21-02214-14mm	Oil drain hose - 3/8" x 14" (w/14mm) Vanguard V-Twin
K21-02214-16mm	Oil drain hose - 3/8" x 14" (w/16mm) Kubota Diesel
K21-02214-20mm	Oil drain hose - 1/4" x 14" (w/20mm) Honda V-Twin

HONDA ENGINE OIL FILTERS

HONDA

PART #	DESCRIPTION
F05-00467-01	Oil filter #15400-PLM-A02PE *For GX610, GX620, GX630, GX660, GX670
NEW PRODUCT F05-00639-08	Oil filter #15400-RTA-003 *For GX800

Filter Cross-Reference
Guide Only

ENGINE PART #	HP	OIL FILTER	NO FILTER
F05-00461	5.5		√
F05-00563	6.5		√
F05-00499	9		√
F05-00466	13		√
F05-00477	13		√
F05-00488	13		√
F05-00528	20.3	F05-00467-01	
F05-00639	24.9	F05-00639-08	

HONDA ENGINE FUEL FILTERS

HONDA

PART #	DESCRIPTION
F05-00499-11	Fuel filter (To replace #17672-Z4H-000) *For GX270, GX340, GX390
F05-00528-03	Fuel filter (To replace #16910-Z6L-003) *For GX630
NEW PRODUCT F05-00639-18	Fuel filter (To replace #16910-ZDW-003) *For GX800



F05-00499-11



F05-00528-03



F05-00639-18

Filter Cross-Reference Guide Only

ENGINE PART #	HP	FUEL FILTER	NO FILTER
F05-00461	5.5		√
F05-00563	6.5		√
F05-00499	9	F05-00499-11	
F05-00466	13	F05-00499-11	
F05-00477	13		√
F05-00488	13	F05-00499-11	
F05-00528	20.3	F05-00528-03	
F05-00639	24.9	F05-00639-18	

AIR FILTERS FOR HONDA ENGINES

HONDA

PART #	DESCRIPTION
F05-00452-01	Air filter - Image 1 (To replace #17210-ZE2-822) *For GX270
F05-00462-10	Air filter - Image 1 (To replace #17210-ZE3-505) *For GX340,390
F05-00468-03	Air filter - Image 1 (To replace #17210-Z4M-821) *For GX160, GX200
F05-00525-01	Air Filter - Image 2 (To replace #17210-Z6L-010) *For GX630, GX660, GX800




Image 1



Image 2

Filter Cross-Reference Guide Only

ENGINE PART #	HP	AIR FILTER
F05-00461	5.5	F05-00468-03
F05-00563	6.5	F05-00468-03
F05-00499	9	F05-00452-01
F05-00466	13	F05-00462-10
F05-00477	13	F05-00462-10
F05-00488	13	F05-00462-10
F05-00528	20.3	F05-00525-01
F05-00639	24.9	F05-00525-01


HONDA ENGINE MUFFLERS

HONDA

PART #	DESCRIPTION
F05-00461-23	Muffler #18310-Z4M-010
F05-00477-02	Muffler #18310-Z5T-010
F05-00499-12	Muffler #18310-Z5K-010
F05-00563-03	Muffler #18310-Z4V-010
F05-00606-01	Muffler #MUF-1395.SIL *Oil filter side
F05-00606-02	Muffler #MUF-1395R.SIL *Key switch side
NEW PRODUCT F05-00639-19	Muffler #06183-ZCK-000
F05-00644-02	Muffler #MUF-219IR.SIL Starter side



F05-00461-23



F05-00477-02



F05-00499-12



F05-00563-03



F05-00606-01



F05-00606-02



F05-00639-19

Muffler Cross-Reference Guide Only

ENGINE PART#	HP	MUFFLER
F05-00461	5.5	F05-00461-23
F05-00563	6.5	F05-00563-03
F05-00499	9	F05-00499-12
F05-00466	13	F05-00477-02
F05-00477	13	F05-00477-02
F05-00488	13	F05-00477-02
F05-00528	20.3	F05-00606-01 *Oil filter side F05-00606-02 *Key switch side
F05-00639	24.9	F05-00639-19

HONDA ENGINE RECOIL STARTERS

HONDA



PART #	DESCRIPTION
F05-00461-09	Recoil Starter for GX160 Engine - #28400-Z4M-305ZB
F05-00488-14	Recoil Starter for GX390 Engine - #28400-Z5T-305ZA

KOHLER GASOLINE ENGINES



F05-00543, F05-00555, F05-00634



F05-00478, F05-00529

- Overhead valve design (OHV) for cooler operation and longer valve life
- Dual element air cleaner
- Hydraulic valve lifters
- Smart choke carburetor
- Dual oil drain
- Electronic ignition
- Mechanical fuel pump
- Full pressure lubrication
- Fuel shutdown solenoid

PART #	ENGINE MODEL	HP	SHAFT SIZE	STARTER	OIL ALERT	CHARGE RATE	FUEL TANK	MUFFLER
NEW PRODUCT F05-00543	CH270-3152	7	3/4"	Recoil	Yes	N/A	YES	YES
NEW PRODUCT F05-00634	CH270-3184	7	3/4"	Recoil	Yes	18	YES	YES
NEW PRODUCT F05-00555	CH440-3280	14	1"	Electric	Yes	18	YES	YES
F05-00529	CH620-3148	19	1 1/8"	Electric	Yes	25	N/A	NO *See add on option
F05-00478	CH730-3002	23	1 7/16"	Electric	Yes	15	N/A	NO *See add on option

KOHLER ENGINE OIL FILTERS



PART #	DESCRIPTION
F05-00417-02	Oil filter #52.050.02S1 (Long Version - 3.47" H)
F05-00478-01	Oil filter #12.050.01S1 (Short Version - 2.72" H)



F05-00417-02 (Long Version)



F05-00478-01 (Short Version)

Filter Cross-Reference Guide Only

ENGINE PART #	HP	SHORT	LONG
F05-00543	7	N/A	N/A
F05-00634	7	N/A	N/A
F05-00555	14	N/A	N/A
F05-00529	19	✓	✓
F05-00478	23	✓	✓

KOHLER ENGINE FUEL FILTER



PART #	DESCRIPTION
F05-00478-22	Fuel filter #24.050.13S1

Filter Cross-Reference Guide Only



F05-00478-22

ENGINE PART#	HP	FUEL FILTER
F05-00543	7	N/A
F05-00634	7	N/A
F05-00555	14	N/A
F05-00529	19	F05-00478-22
F05-00478	23	F05-00478-22

KOHLER ENGINE AIR FILTERS



PART #	DESCRIPTION
F05-00478-02	Air filter #24.083.03S
F05-00478-03	Pre-cleaner #24.083.05S
F05-00491-11	Air filter w/pre-cleaner #47.883.03
NEW PRODUCT F05-00543-02	Pre-Cleaner #17.083.12S
NEW PRODUCT F05-00543-07	Air filter #17.083.23S
F05-00559-03	Air filter #17.083.32S
F05-00559-04	Pre-cleaner #17.083.15S

Filter Cross-Reference Guide Only



PART #	HP	AIR FILTER	PRE-CLEANER	AIR FILTER W/ PRE-CLEANER
F05-00543	7	F05-00543-07	F05-00543-02	N/A
F05-00634	7	F05-00543-07	F05-00543-02	N/A
F05-00555	14	F05-00559-03	F05-00559-04	N/A
F05-00529	19	N/A	N/A	F05-00491-11
F05-00478	23	F05-00478-02	F05-00478-03	N/A

KOHLER ENGINE MUFFLERS



PART #	DESCRIPTION
F05-00479-01	Muffler #24.786.12S (Starter Side-Optional)
NEW PRODUCT F05-00491-04	Muffler #24.786.21S (Filter Side-Optional)
F05-00551-01	Muffler #17.068.70S
F05-00555-05	Muffler #17.068.95S
NEW PRODUCT F05-00634-01	Muffler #17.068.55S

Muffler Cross-Reference Guide Only



F05-00551-01

F05-00555-05

F05-00634-01

F05-00634-01

F05-00634-01

ENGINE PART#	HP	MUFFLER
F05-00543	7	F05-00634-01
F05-00634	7	F05-00634-01
F05-00555	14	F05-00551-01 *Before s/n 4321200011 F05-00555-05 *After s/n 4321200011
F05-00529	19	F05-00479-01 or F05-00491-04 (Optional)
F05-00478	23	F05-00479-01 or F05-00491-04 (Optional)

KOHLER DIESEL ENGINE



- 4-Stroke Diesel, Liquid Cooled
- Overhead Camshaft, Mechanical Governing
- Indirect Fuel Injection by Unit Injectors
- Advanced Fuel Injection System and Combustion Chamber Design
- Pressure Lubricated, Re-borable Cylinders, Grindable Crankshaft
- Replaceable Valve Guides and Seats and Heavy Duty Engine Bearings
- This model comes with a radiator on front, air cleaner, muffler, shaft extension on fly wall, and safety shutdown system for high coolant temp. and low oil pressure.

Note: F05-00396 is "engine only" - F05-00396-11 shaft and F05-00485-10 wiring harness must be purchased separately.

PART #	ENGINE MODEL	HP	SHAFT SIZE	STARTER TYPE	FUEL TANK
F05-00396	PA-KDW1003-1001B	23.4	1 1/2" (see note above)	Electric	No

ENGINE OIL FILTER FOR F05-00396



PART #	DESCRIPTION
F05-00485-02	Oil filter #ED0021752830-S

KOHLER DIESEL ENGINE



- 4-Stroke Diesel, Air Cooled
- Balanced shaft
- Internal oil filter, dry type air cleaner, inline fuel filter
- Manual throttle and stop controls
- Fuel valve safety shutdown for low oil pressure, includes muffler guard
- Single Cylinder

PART #	ENGINE MODEL	HP	SHAFT SIZE	STARTER TYPE	OIL ALERT	CHARGE RATE	FUEL TANK
F05-00638	KD440-2101C	9.8	1"	Electric	Fuel Safety Shutdown	20	Yes - 5L

ENGINE AIR FILTER FOR F05-00396



PART #	DESCRIPTION
F05-00485-03	Air filter #ED0021751640-S

ENGINE FUEL FILTER FOR F05-00396



PART #	DESCRIPTION
F05-00396-62	Fuel filter #ED0021752880-S

ENGINE FUEL FILTER FOR F05-00638



PART #	DESCRIPTION
F05-00401-03	Fuel filter #ED0037300960-S

ENGINE OIL FILTER FOR F05-00638



PART #	DESCRIPTION
F05-00401-05	Oil filter #ED0021751550-S

ENGINE MUFFLERS FOR F05-00396, F05-00638



F05-00396-27



F05-00371-19

PART #	DESCRIPTION
F05-00371-19	Muffler #ED0054607130-S *For F05-00638
F05-00396-27	Muffler #ED0054604500-S *For F05-00396

ENGINE GLOW PLUGS FOR F05-00396, F05-00638



F05-00396-120



F05-00485-22

PART #	DESCRIPTION
F05-00396-120	Glow Plug #ED0021001180-S *For F05-00396
F05-00485-22	Glow Plug #ED0021000890-S *For F05-00638

ENGINE AIR FILTER FOR F05-00638




PART #	DESCRIPTION
F05-00371-04	Air filter #ED0021753300-S




KUBOTA ENGINES

- Kubota is the world-leading manufacturer of compact, multi-cylinder, liquid-cooled diesel engines.



ENGINE PART#	MODEL	HP	SHAFT SIZE	STARTER TYPE	OIL ALERT	CHARGE RATE
F05-00512	Z602-E2B-KEA-1	14.7	Fly Wheel	Electric	YES	40 A
F05-00512-NC	Z602-E3B-KEA-1 No Controls	14.7	Fly Wheel	Electric	NO	40 A
F05-00490	D722E3B-1	18.8	Fly Wheel	Electric	NO	12.5 A
F05-00377	D902	20.4	1-1/8"	Electric	NO	40 A
F05-00518-D	D1305 Derated	24.8	1-7/16"	Electric	YES	40 A
F05-00366-A	V2403-M	55.3	1-1/2"	Electric	YES	40 A

ENGINE FUEL FILTERS



F05-00366-A-17 F05-00377-03 F05-00429-03



PART #	DESCRIPTION
F05-00366-A-17	Fuel Filter #HH1J0-43172 *For Kubota engine F05-00366-A
F05-00377-03	Fuel Filter #1T021-43560 *For Kubota engine F05-00377, F05-00490, F05-00512, F05-00512-NC
F05-00429-03	Fuel Filter #70000-43081 *For Kubota engine F05-00518-D

ENGINE OIL FILTERS



F05-00366-04 F05-00490-23 F05-00518-08

PART #	DESCRIPTION
F05-00366-04	Oil Filter #HH164-32430 *For Kubota engine F05-00366-A
F05-00490-23	Oil Filter #HH1J0-32430 *For Kubota engine F05-00377, F05-00490, F05-00512, F05-00512-NC
F05-00518-08	Oil Filter #HH160-32093 *For Kubota engine F05-00518-D


ENGINE AIR FILTERS



F05-00366-A-18 F05-00490-22 F05-00366-A-19 F05-00429-02

PART #	DESCRIPTION
F05-00366-A-18	Air Filter, Primary (outer) #59700-26112 *For Kubota engine F05-00366-A
F05-00366-A-19	Air Filter, Secondary (inner) #55231-26150 *For Kubota engine F05-00366-A
F05-00429-02	Air Filter #15741-11084 *For Kubota engine F05-00518-D
F05-00490-22	Air Filter #1G659-11222 *For Kubota engine F05-00377, F05-00490, F05-00512, F05-00512-NC


ENGINE GLOW PLUGS



F05-00366-A-20 F05-00377-101

PART #	DESCRIPTION
F05-00366-A-20	Glow Plug #1G852-65512 *For Kubota engine F05- 00366-A
F05-00377-101	Glow Plug #1G679- 65512 *For Kubota engine F05-00377, F05-00490, F05-00512, F05-00512-NC, F05- 00518-D

ENGINE MUFFLERS



F05-00490-04 F05-00366-24 F05-00518-54 F05-00377-32

PART #	DESCRIPTION
F05-00366-24	Muffler #19077-12110 *For Kubota engine F05-00366-A
F05-00377-32	Muffler #1G952-12110 *For Kubota engine F05-00377
F05-00490-04	Muffler #15262-12110 *For Kubota engine F05-00490, F05-00512, F05-00512-NC
F05-00518-54	Muffler #15442-12110 *For Kubota engine F05-00518-D

TINY TACH/12 VOLT HOUR METER



- Attach to plug wire, Easy installation, Panel mount
- Can be used as an RPM tachometer or an hour meter.
- Has maint. reset button.
- Hour Meter, Tachometer, Dual Flash Alerts — flashes "CHG OIL & LUBE" at 25 Hour intervals with total flash time of 2 hours.
- For most Single and Twin cylinder four-cycle gasoline engines Hr. Meter (9,999.9 hrs.)
- Tachometer, Max. RPM (7,000, 1 Spark = 1 RPM)
- Inductive (spark) Input, with Service (Flash)
- Alert

PART #	DESCRIPTION
Y02-00083	Tiny Tach/Hour Meter

"AK" FHP FINISHED-BORE PULLEYS



PART #	BROWNING #	O.D.	P.D.
R03-00041	AK41-1/2	3.95"	3.70"
R03-00049	AK49-1/2	4.75"	4.50"
R03-00128	AK28-5/8	2.80"	2.80"
R03-00130	AK30-5/8	3.05"	2.80"
R03-00132	AK32-5/8	3.25"	3.00"
R03-00139	AK39-5/8	3.75"	3.50"
R03-00339	AK39-7/8	3.75"	3.50"

"BK" FHP FINISHED-BORE PULLEY



PART #	BROWNING #	O.D.	P.D.
R03-00332-B	BK32-7/8	3.35"	3.00"

"2BK" FHP FINISHED-BORE PULLEY



PART #	BROWNING #	O.D.	P.D.
R03-00830	2BK30-1 1/8	3.15"	2.80"

"2BK" FHP H BUSHING PULLEYS



PART #	BROWNING #	O.D.	P.D.
R03-00745	2BK45H	4.25"	3.90"
R03-00747	2BK47H	4.45"	4.10"
R03-00757	2BK57H	5.45"	5.10"
R03-00780	2BK80H	7.75"	7.40"
R03-07120	2BK120H	11.75"	11.40"
R03-75100	2BK100H	9.75"	9.40"
R03-75110	2BK110H	10.75"	10.40"

"AK" FHP H BUSHING PULLEYS



PART #	BROWNING #	O.D.	P.D.
R03-00639	AK39H	3.75"	3.50"
R03-00641	AK41H	3.95"	3.70"
R03-00644	AK44H	4.25"	4.00"
R03-00646-1	AK46H	4.45"	4.20"
R03-00649	AK49H	4.75"	4.50"
R03-00651	AK51H	4.95"	4.70"
R03-00656	AK56H	5.45"	5.20"
R03-00659	AK59H	5.75"	5.50"
R03-00661	AK61H	5.95"	5.70"
R03-00664	AK64H	6.25"	6.00"
R03-00669	AK69H	6.75"	6.50"
R03-00671	AK71H	6.95"	6.70"
R03-00674	AK74H	7.25"	7.00"
R03-00679	AK79H	7.75"	7.50"

"2AK" FHP FINISHED-BORE PULLEYS



PART #	BROWNING #	O.D.	P.D.
R03-00828	2AK28-7/8	2.85"	2.60"
R03-00832	2AK32-1 1/8	3.25"	3.00"
R03-00832-1	2AK32-7/8	3.25"	3.00"

"2AK" FHP H BUSHING PULLEYS



PART #	BROWNING #	O.D.	P.D.
R03-00730	2AK30H	3.05"	2.80"
R03-00732	2AK32H	3.25"	3.00"
R03-00734	2AK34H	3.45"	3.30"
R03-00739	2AK39H	3.75"	3.50"
R03-00741	2AK41H	3.95"	3.70"
R03-00744	2AK44H	4.25"	4.00"
R03-00746	2AK46H	4.45"	4.20"
R03-00749	2AK49H	4.75"	4.50"
R03-00754	2AK54H	5.25"	5.00"
R03-00756	2AK56H	5.45"	5.20"
R03-00759	2AK59H	5.75"	5.50"
R03-00764	2AK64H	6.25"	6.00"
R03-00774	2AK74H	7.25"	7.00"
R03-00784	2AK84H	8.25"	8.00"
R03-00794	2AK94H	9.25"	9.00"
R03-07104	2AK104H	10.25"	10.00"

"3P" 3V P BUSHING PULLEYS



PART #	BROWNING #	O.D.	P.D.
R03-00950	3P3V50	5.00"	4.95"
R03-00953	3P3V53	5.30"	5.25"

"BK" FHP H BUSHING PULLEY



PART #	BROWNING #	O.D.	P.D.
R03-00690	BK90H	8.75"	8.40"

"3Q" 3V Q BUSHING PULLEY



PART #	BROWNING #	O.D.	P.D.
R03-00980	3Q3V80	8.00"	7.95"

"AX" RAW EDGE BELTS




PART #	BELT SIZE
R02-00231	AX31
R02-00232	AX32
R02-00233	AX33
R02-00234	AX34
R02-00235	AX35
R02-00236	AX36
R02-00237	AX37
R02-00238	AX38
R02-00239	AX39
R02-00242	AX42
R02-00243	AX43
R02-00246	AX46
R02-00247	AX47
R02-00248	AX48

"P" SPLIT-TAPER BUSHINGS



PART #	SHAFT SIZE
R04-00010	1 5/8"
R04-00012	1 7/16"

"H" SPLIT-TAPER BUSHINGS



PART #	SHAFT SIZE
R04-00001	24MM
R04-00002	5/8"
R04-00003	3/4"
R04-00004	7/8"
R04-00006	1"
R04-00006-1	1 3/8", 5/16 Keyway
R04-00007-H	1 1/8"
R04-00008-H	1 7/16"
R04-00135	35MM

FRACTIONAL V-BELT



PART #	BELT SIZE
R02-00044	4L440

"Q" SPLIT-TAPER BUSHING



PART #	SHAFT SIZE
R04-00335	Q1 x 35MM

"A" V-BELTS



PART #	BELT SIZE
R02-00424-II	A24
R02-00427-II	A27
R02-00428-II	A28
R02-00430-II	A30
R02-00431-II	A31

"BX" RAW EDGE BELTS



PART #	BELT SIZE
R02-00734	BX34
R02-00735	BX35
R02-00745	BX45
R02-00746	BX46
R02-00748	BX48
R02-00749	BX49



WAYNE COMPLETE BURNER ASSEMBLIES




MSR



EH / EHA / EHASR

PART #	WAYNE #	DESCRIPTION	VOLTAGE	TYPE
V00-173119	173-119	4" Tube Length	240V/50-60HZ	EH
V00-173133	173-133BLA	3 3/4" Tube Length	120V/60HZ	MSR
V00-173139	173-139BLA	3 3/4" Tube Length w/1.75 90DA	120V/60HZ	MSR
V00-173173	173-173BLA	3 3/4" Tube Length w/Valve	120V/60HZ	MSR
V00-173177	173-177BLA	3 3/4" Tube Length w/1.75 90DA	120V/60HZ	MSR
V00-173185	173-185BLA	3 3/4" Tube Length w/1.75 90DA	230V/60HZ	MSR
V00-173187	173-187BLA	3 3/4" Tube Length w/1.75 90DA & sol.	230V/60HZ	MSR
V00-173189	173-189BLA	3 3/4" Tube Length w/1.10 80DA	230V/60HZ	MSR
V00-173191	173-191BLA	3 3/4" Tube Length w/1.10 80DA	230V/60HZ	MSR
V00-173201	173-201DC	4" Tube Length w/4.00 80DB	12VDC	EH
V00-173217	173-217BLA	3 3/4" Tube Length w/2.25 80DB	120V/60HZ	MSR
V00-17339	173-099	3 3/4" Tube Length	120V/60HZ	EHASR
NEW PRODUCT V00-173340	173-340	4 3/4" Tube Length	12VDC	MSR
NEW PRODUCT V00-173341	173-341	4 3/4" Tube Length	12VDC	MSR
V00-17345	173-101	4" Tube Length	120V/60HZ	EHA
V00-17365-2	173-107	3 3/4" Tube Length	230V/60HZ	EHASR
V00-17367-2	173-109	3 3/4" Tube Length	230V/60HZ	EHASR
V00-17379-2	173-111	4" Tube Length	120V/60HZ	EHA
V00-17391	173-115	3 3/4" Tube Length	115V/60HZ	EHASR

WAYNE REPLACEMENT PARTS



PART #	DESCRIPTION	ITEM
V00-02668	Outer Air Band - 2668-002	1
V00-02669	Inner Air Band - 2669-002	1
V00-12484	Flange Gasket - #12484	4
V00-12574	Electrode Insulator - 100005-002	5
V00-12945	G-shaped Buss Bar - #12945-SER	6
V00-13003	Air Cone Ring - #13003	10
V00-13038	Transformer Clip - 100689-001	7
V00-13279	Shaft Coupling - 13279	8
V00-14159	Air Cone (#3ASR) - 14159	11
V00-14160	Air Cone (#4A) - 14160	12
V00-20372	Burner Housing, Black - 20372	2
V-100004-003	Straight Buss Bar - #100004-003	3
V-30537-003	Burner Gun Ass'y - 30537-003	9
V00-30535-43	Burner Gun Ass'y - 30535-043	9
V00-30540-07	Burner Gun Ass'y - 30540-003	9
V00-30540-16	Burner Gun Ass'y - 30540-016	9


WAYNE ELECTRODE ASSEMBLIES



- Each assembly includes: stem, insulator, buss bar, & pal nut

PART #	DESCRIPTION
V-100772-001	Ass'y, Right - w/straight buss bar - #100772-001
V-100773-001	Ass'y, Left - w/straight buss bar - #100773-001
V00-147332RH	Ass'y, Right - w/G-shaped buss bar - #14733-001
V00-147342LH	Ass'y, Left - w/G-shaped buss bar - #14734-001


WAYNE IGNITER KIT



- Kit includes:
 - (1) #100889-002 Timer
 - (1) #101308-001 Igniter
 - (1) #14289 Cad Cell
 - Mounting Plate and Screws
- Rear hinge for MSR burner

PART #	DESCRIPTION
V-101385-KIT	Igniter Kit - 12V Complete #101385-SERM

WAYNE 230V IGNITERS




- Kit includes Igniter, Mounting Plate, and Contacts

V-101391-SERE V-101391-SERM

PART #	DESCRIPTION
V-101391-SERE	Igniter Kit - 230V - #101391-SERE (Side hinge for E burner)
V-101391-SERM	Igniter Kit - 230V - #101391-SERM (End hinge for M burner)

NEW PRODUCT

WAYNE 12 VOLT BURNER MOTOR KIT



- Includes: motor, fan, coupling, side plate, nuts, screws, wire tie, and instruction sheet

PART #	DESCRIPTION
V-101126-002	12V Burner Motor Kit - #101126-002

WAYNE TUNE UP/REPAIR KIT



- Fits burners: M, MSR, MH, ER, ERA, EH, EHA, EHASR, OE, & OEA
- Kit includes: (2) Electrode stems, (2) Electrode ass'y w/ insulator, (2) 8" Buss bars, (2) Insulator bushings, (1) Oil line ass'y, (1) Coupling, (1) Elbow, (1) Buss bar support, and (1) Gun setting gauge

PART #	DESCRIPTION
V00-31156	Repair Kit - #31156

WAYNE BURNER MOTORS

- V00-21126M has the split phase design
- PSC Motor = Permanent Split Capacitor Design is more efficient and reliable due to lower electrical consumption and fewer moving parts.



V00-23000-KITM
*convert from #20627 to PSC
- NOT Dual Rated (60HZ/3450 RPM only)



V00-24001-KITM
*convert from #20892 to PSC



PSC Motor



V00-21126 PSC Motor



V00-21126M

PART #	DESCRIPTION
V00-21126	1/4HP,115V,60HZ,3450RPM #21126 (Silver PSC) *Will NOT fit on V00-17379-2 burner #173-111.
V00-21126M	1/4HP,115V,60HZ,3450 RPM #21126M *Will fit on V00-17379-2 burner #173-111.
V00-23000-002	1/7HP,120V,60HZ,3450RPM #23000-002 (PSC)
V-24003-001	1/5HP,115V,50/60HZ,2850/3450RPM #24003-001 (PSC)
V-24004-001	1/5HP,230V,50/60HZ,2850/3450RPM #24004-001 (PSC)
V-24006-001	1/4HP,230V,50/60HZ,2850/3450RPM #24006-001 (PSC)
V00-23000-KITM	(#20627 to PSC) PSC Motor Kit #23000-KITM
V00-24001-KITM	(#20892 to PSC) PSC Motor Kit #24001-KITM

WAYNE 120V BURNER IGNITERS



V-101121-001 V-101295-SERE



- Kit includes Igniter, Mounting Plate, and Contacts

PART #	DESCRIPTION
V-101121-001	Igniter Kit - 120V - #101295-SERM (Rear hinge for M burner)
V-101295-SERE	Igniter Kit - 120V - #101295-SERE (Side hinge for E burner)

NEW PRODUCT

IGNITER & TRANSFORMER TESTER



- A fast & dependable way to instantly test igniters & transformers! Touch the high voltage spheres to the high voltage contacts of any brand igniter or transformer for 3 seconds. The green LED lights up if the unit is good. Lightweight, compact, and durable

PART #	DESCRIPTION
Z09-00002	Igniter/Transformer Tester - (Check-Mate)

WAYNE BURNER TRANSFORMERS



- 10,000 Volt spark, Approx. 8 lbs.

PART #	DESCRIPTION
V-23101-M	115V/60HZ - Rear Hinge - #23101-M (M Burner) "Can also use V-101121-001"
V-23103-M	240V/60HZ - Rear Hinge - #23103-M (MSR Burner) "Can also use V-101391-SERM"

WAYNE BURNER TRANSFORMERS



- 10,000 Volt spark, Approx. 8 lbs.
- Allanson brand

PART #	DESCRIPTION
V00-20358	120V/60HZ - Side Hinge - #23101-E (#21659-002 on an E-Plate w/Gasket) "Can also use V-101295-SERE"
V00-21153	240V/60HZ - Side Hinge - #23103-E (#100991-002 on an E-Plate w/Gasket) "Can also use V-101391-SERE"

KIP FUEL SOLENOID VALVE



- 300 PSI max. operating pressure differential
- 1/8" F x F, 1/16" Orifice = 6 watts
- Brass body, Lead wire = 20 AWG, 24" long

PART #	DESCRIPTION
F04-00972	12VDC Oil Solenoid Valve
F04-00961	120V Oil Solenoid Valve

FUEL SOLENOID VALVES



- 300 PSI max. pressure, 1/8" Female inlet
- Mounts to fuel unit. Use with any fuel unit rated up to 16 gph, suitable for no.2, no.1 fuel oil, or kerosene
- Body colors: R642NL (Grey), R753NL (Black), R261NL (Green)

PART #	DESCRIPTION
F04-00974	115V Fuel Solenoid Valve - #R642NL
F04-00978	230V Fuel Solenoid Valve - #R753NL
F04-00979	12VDC/24VAC Fuel Solenoid Valve - #R261NL
V13-00653	115V Solenoid Coil - #3713824 *Does not include cordset
V13-00654	230V Solenoid Coil - #3713798 *Does not include cordset
V13-00664	12VDC/24VAC Solenoid Coil - #3713823 *Does not include cordset

INSULATION



90-00119, 3102-00119

- Running foot = 4' x 1'
- Roll = 100 square feet
- 1" Thick, Ceramic fiber - 6 lb. density

PART #	DESCRIPTION
Z01-00005-F	Insulation - Per Running Foot
Z01-00005-R	Insulation - Per Roll
90-00119	Insulation - 1" x 14" Diameter w/4 1/2" Dia Hole
3102-00119	Insulation - 1" x 18" Diameter w/4 1/2" Dia Hole

SUNTEC FUEL PUMPS



- Model A-7000 single-stage fuel units
- Single-pipe installations to 12" hg. vacuum
- Two-pipe installations to 12" hg. vacuum
- Lift or gravity feed applications with 10 PSI maximum inlet/return pressure
- Suitable for no. 2, no. 1 fuel oil, or kerosene
- All are now B20 rated
- Mounting in any position
- Pressure adjustment valve

PART #	DESCRIPTION
V00-A2VD7119	Left Hand - 3 GPH - 3450 RPM - A2VD-7119B
V00-13645	Right Hand - 3 GPH - 2850 RPM - A2VA-7142B
V00-14283	Right Hand - 3 GPH - 3450 RPM - A2VA-7116B
V00-14375	Right Hand - 7 GPH - 3450 RPM - A2YA-7916B

BECKETT CLEAN CUT FUEL PUMPS



- Simple design provides faster cleaning, more reliable cut-offs and cut-ons
- Suitable for no. 2 or lighter fuel oils
- Now B20 Rated
- 100-200 PSI - Factory set @ 100 PSI
- Inlet pressure 10 PSI
- Includes built-in solenoid w/cord set
- Higher capacity - 4 GPH @ 100 PSI
- 3400 RPM nominal

PART #	DESCRIPTION
V0B-2184402U	Fuel Pump - 12V - #PF20372U
V0B-2184403U	Fuel Pump - 240V - #PF20332U
V0B-2184404U	Fuel Pump - 120V - #PF20322U

BECKETT TUNE UP KIT



- For 3" or 3-5/8" air tube
- Kit includes:
 - (1) Fuel Line
 - (2) Couplings
 - (4) Electrodes
 - (1) T Gauge

PART #	DESCRIPTION
V0B-578730	Beckett Tune Up Kit - #578730

BECKETT BURNER MOTORS



Image 1



Image 2



Image 3



Image 4



Image 5

PART #	DESCRIPTION
V0B-21805U	Burner Motor - #21805U - 1/7 HP, 3450 RPM, 120V, 1PH/60HZ, Nema M Mounting Flange (For Beckett AFG, Wayne MSR) - Image 4 Photo
V0B-22825U	Burner Motor - #22825U - 1/7 HP, 3450 RPM, 220-230V, 50/60HZ, Nema M Mounting Flange, W/ Auto Thermal Protector (For Beckett AFG) - Image 5 Photo
V0B-52145U	12V Motor Unit Pack - Includes: {Burner Motor} #22243 - 1/7 HP, 3500 RPM, 13.5VDC @ 11.5 Amps (Max.), Nema M Mounting Flange, {Blower Wheel} #2999, and {Coupling} #2140501 - Motor shaft is now standard 1/2" size (For Beckett ADC) - Image 3 Photo
V03-21344U	Burner Motor - #21344U - 1/4 HP, 3450 RPM, Dual Voltage - 120/240V, 1PH/60HZ, Nema 48N Mounting Flange (For Beckett SM, SF and Wayne E, EH) - Image 2 Photo
V0B-2364U	Burner Motor - #2364U - 1/4 HP, 3450 RPM, 120V, 1PH/60HZ, Nema N Mounting Flange (For Beckett SM, SF and Wayne E, EH) - Image 1 Photo
V00-21173U	Burner Motor - #21173U - 1/4 HP, 3450 RPM, 240V, 1PH/60HZ, Nema N Mounting Flange (For Beckett SM, SF and Wayne E, EH) - Image 1 Photo
V0B-52146U	12 V Motor Unit Pack - Includes: {Burner Motor} #22244 - 1/4 HP, 3400 RPM, 13.5VDC @ 18 Amps (Max.), Nema N Mounting Flange, {Blower Wheel} #2383, and {Coupling} #2154101 - Motor shaft is now standard 1/2" size (For Beckett SDC) - Image 3 Photo
V03-2900U	Burner Motor - #2900U - 1/5 HP, 3450 RPM, 120V, 1PH/60HZ, Nema N Mounting Flange (For Beckett SM) - Image 1 Photo

BECKETT 240V POWERLIGHT IGNITERS



5250001U 5250002U



5250003U



5250004U

- Potted in synthetic resin
- Case material resists moisture
- Higher output voltage for more reliable ignition, especially with cold oil
- Small size and weight (approx. 12.3 oz.)
- Meets UL specifications
- Input voltage: 208-240VAC, 50/60HZ, 21.6VA
- Output voltage: 6kV RMS, 20kV peak
- Output current: 25 mA RMS

PART #	DESCRIPTION
V0B-5199701U	208-240V Igniter Ass'y - #5250001U (Beckett A)
V0B-5199702U	208-240V Igniter Ass'y - #5250002U (Beckett S)
V0B-5199707U	208-240V Igniter Ass'y - #5250003U (Wayne M)
V0B-5199708U	208-240V Igniter Ass'y - #5250004U (Wayne E)

BECKETT BURNER IGNITERS




POWERLIGHT 12V IGNITERS: 5270001U, 5270002U, 5270003U, 5270005U.



51771U



51825U



51827U



51824U



51836U



51838U

- Igniter: 20,000 Volt peak, Approx. 1.1 lbs.

PART #	DESCRIPTION
V0B-7435U	Igniter Only - 12V "now #5270005U"
V03-51776U	Igniter Ass'y - 12V "now #5270001U" (Beckett ADC w/ Ignition Control Board)
V0B-51778U	Igniter Ass'y - 12V "now #5270002U" (Beckett SDC w/ Ignition Control Board)
V0B-51868U	Igniter Ass'y - 12V "now #5270003U" (Beckett MSR-DC w/ Ignition Control Board)
V0B-51838U	Igniter Only - 120V/1PH/60HZ #51838U
V0B-51771U	Igniter Ass'y - 120V/1PH/60HZ #51771U (Beckett AFG)
V0B-51824U	Igniter Ass'y - 120V/1PH/60HZ #51824U (Beckett SM/SF)
V0B-51827U	Igniter Ass'y - 120V/1PH/60HZ #51827U
V0B-51825U	Igniter Ass'y - 120V/1PH/60HZ #51825U (Wayne MSR)
V0B-51836U	Igniter Ass'y - 120V/1PH/60HZ #51836U (Wayne Blue Angel)
V0B-51842U	Terminal Kit #51842U (For All Beckett Igniters)


FANS



- For burners, set screws included

PART #	DESCRIPTION
V00-20288	3.44" W x 5 1/4" OD - #20288
V00-20289	6" Dia. - #21854
V00-21427	4" Dia. x 3 1/2" W - #21427
V00-101317001	2.44" W x 4.53" OD - #101317-001 (Used on 12V DC Burners)

BACHARACH SMOKE TESTER



- The bacharach true spot smoke test method has long been recognized as the accepted standard for oil burner smoke test.
- Includes smoke tester, paper, & chart
- Eliminates the guess work
- A must for the professional

PART #	DESCRIPTION
Z09-00004	Complete smoke test kit

DRAFT DIVERTERS



- Heavy Duty 20 Gauge carbon steel construction
- Painted black
- Separate venting air from combustion

PART #	DESCRIPTION
Z01-00099	Draft Diverter 8"
Z01-00099-S	Draft Diverter 8" in, 6" out
Z01-00100	Draft Diverter 10"
Z01-00101	Draft Diverter 12"
Z01-00107	Draft Diverter 12" in, 6" out
Z01-00101-S	Draft Diverter 12" in, 10" out
Z01-00102	Draft Diverter 16"

BURNER SOLID STATE IGNITERS FOR WAYNE BURNERS



- 20,000 Volt peak, Approx. 2 lbs.
 - V00-99001 Includes:
(1) V00-05251 12V Igniter #5251, (2) V-100732-001 Compression Spring #100732-001, (1) V00-23200 Housing Cover #23200, (4) H04-13808 Screws
 - V00-99002 Includes:
(1) V00-05251 12V Igniter #5251, (2) V-100732-001 Compression Spring #100732-001, (1) V-21723-014 Housing Cover #21723-014, (4) H04-13808 Screws
 - V00-99006 Includes:
(1) V-101308-001 12V Igniter #101308-001 (Custom Coil Brand), (2) V-100732-001 Compression Spring #100732-001, (1) V-101309-002 Mounting Base #101309-002, (1) V-21723-014 Housing Cover #21723-014, and Screws
- *This kit is meant for 12V burners w/a timer - V-100889-002 Timer #100889-002 is NOT incl.

PART #	DESCRIPTION
V00-05251	12V Igniter w/o Mounting Plate - #5251
V00-99001	12V Igniter Kit - w/Mounting Plate "Side Hinge"
V00-99002	12V Igniter Kit - w/Mounting Plate "Rear Hinge"
V00-99006	12V Igniter Kit - Mounting Base for Burner w/timer "timer not included" - Wayne #31812-TMR

PROTEK NOZZLE CHECK VALVE



(5 Pack)

- Replaces standard filter on Delavan nozzle
- Unscrew filter in nozzle and screw in new check valve/filter!
- Reduces smoke and oil smell in the off cycle by preventing oil afterdrip from the nozzle.
- The reduction of smoke (carbon and soot) helps maintain burner set up efficiency longer and extend the time period between appliance clean ups.
- Greater heating efficiency, reduction - even elimination of start-up rumble for cleaner air and safer heating.
- No more (smoky) burns at start up!
- Must be Ordered in 5 pack Only

PART #	DESCRIPTION
V00-60101-1	Check Valve for fuel nozzle - (5 Pack) - 135 PSI
V00-60101-2	Check Valve for fuel nozzle - (5 Pack) - 100 PSI


DELAVAN FUEL NOZZLES

V1.00 - V1.75

V2.00

V2.25 - V5.00

V5.50 - V6.50



PART #	DESCRIPTION	PART #	DESCRIPTION	PART #	DESCRIPTION
V1.00 60DB	1.00 GPH, 60°, Type B	V1.75 80DA	1.75 GPH, 80°, Type A	V3.25 90DA	3.25 GPH, 90°, Type A
V1.00 80DB	1.00 GPH, 80°, Type B	V1.75 80DB	1.75 GPH, 80°, Type B	V3.25 90DB	3.25 GPH, 90°, Type B
V1.00 90DA	1.00 GPH, 90°, Type A	V1.75 90DA	1.75 GPH, 90°, Type A	V3.50 80DA	3.50 GPH, 80°, Type A
V1.00 90DB	1.00 GPH, 90°, Type B	V1.75 90DB	1.75 GPH, 90°, Type B	V3.50 80DB	3.50 GPH, 80°, Type B
V1.10 80DA	1.10 GPH, 80°, Type A	V2.00 60DB	2.00 GPH, 60°, Type B	V3.50 90DA	3.50 GPH, 90°, Type A
V1.10 80DB	1.10 GPH, 80°, Type B	V2.00 80DA	2.00 GPH, 80°, Type A	V3.50 90DB	3.50 GPH, 90°, Type B
V1.10 90DA	1.10 GPH, 90°, Type A	V2.00 80DB	2.00 GPH, 80°, Type B	V4.00 80DA	4.00 GPH, 80°, Type A
V1.10 90DB	1.10 GPH, 90°, Type B	V2.00 90DA	2.00 GPH, 90°, Type A	V4.00 80DB	4.00 GPH, 80°, Type B
V1.25 60DB	1.25 GPH, 60°, Type B	V2.00 90DB	2.00 GPH, 90°, Type B	V4.00 90DA	4.00 GPH, 90°, Type A
V1.25 70DA	1.25 GPH, 70°, Type A	V2.25 80DA	2.25 GPH, 80°, Type A	V4.00 90DB	4.00 GPH, 90°, Type B
V1.25 80DA	1.25 GPH, 80°, Type A	V2.25 80DB	2.25 GPH, 80°, Type B	V4.50 80DA	4.50 GPH, 80°, Type A
V1.25 80DB	1.25 GPH, 80°, Type B	V2.25 90DA	2.25 GPH, 90°, Type A	V4.50 80DB	4.50 GPH, 80°, Type B
V1.25 90DA	1.25 GPH, 90°, Type A	V2.25 90DB	2.25 GPH, 90°, Type B	V4.50 90DA	4.50 GPH, 90°, Type A
V1.25 90DB	1.25 GPH, 90°, Type B	V2.50 80DA	2.50 GPH, 80°, Type A	V4.50 90DB	4.50 GPH, 90°, Type B
V1.35 80DA	1.35 GPH, 80°, Type A	V2.50 80DB	2.50 GPH, 80°, Type B	V5.00 60DB	5.00 GPH, 60°, Type B
V1.35 80DB	1.35 GPH, 80°, Type B	V2.50 90DA	2.50 GPH, 90°, Type A	V5.00 80DA	5.00 GPH, 80°, Type A
V1.35 90DA	1.35 GPH, 90°, Type A	V2.50 90DB	2.50 GPH, 90°, Type B	V5.00 80DB	5.00 GPH, 80°, Type B
V1.35 90DB	1.35 GPH, 90°, Type B	V2.75 80DA	2.75 GPH, 80°, Type A	V5.00 90DA	5.00 GPH, 90°, Type A
V1.50 70DA	1.50 GPH, 70°, Type A	V2.75 80DB	2.75 GPH, 80°, Type B	V5.00 90DB	5.00 GPH, 90°, Type B
V1.50 80DA	1.50 GPH, 80°, Type A	V2.75 90DA	2.75 GPH, 90°, Type A	V5.50 90DA	5.50 GPH, 90°, Type A
V1.50 80DB	1.50 GPH, 80°, Type B	V2.75 90DB	2.75 GPH, 90°, Type B	V5.50 90DB	5.50 GPH, 90°, Type B
V1.50 90DA	1.50 GPH, 90°, Type A	V3.00 80DA	3.00 GPH, 80°, Type A	V6.00 60DB	6.00 GPH, 60°, Type B
V1.50 90DB	1.50 GPH, 90°, Type B	V3.00 80DB	3.00 GPH, 80°, Type B	V6.00 80DA	6.00 GPH, 80°, Type A
V1.65 80DA	1.65 GPH, 80°, Type A	V3.00 90DA	3.00 GPH, 90°, Type A	V6.00 80DB	6.00 GPH, 80°, Type B
V1.65 80DB	1.65 GPH, 80°, Type B	V3.00 90DB	3.00 GPH, 90°, Type B	V6.00 90DA	6.00 GPH, 90°, Type A
V1.65 90DA	1.65 GPH, 90°, Type A	V3.25 80DA	3.25 GPH, 80°, Type A	V6.00 90DB	6.00 GPH, 90°, Type B
V1.65 90DB	1.65 GPH, 90°, Type B	V3.25 80DB	3.25 GPH, 80°, Type B	V6.50 80DB	6.50 GPH, 80°, Type B

MOTORIZED DAMPERS



- Prevents cold air from being drawn down & freezing a coil
- Designed to operate with all 24V, 60HZ intermittent ignition & standing pilot ign. systems
- Timing: opens or closes in 15 seconds
- Includes 8' wiring harness for easy installation
- Safety feature: dual switches
- Burner can fire only if the damper is in the open position
- Prevents residual heat from being drawn up & outside
- Superior corrosion protection: stainless steel construction
- A closed vent damper prevents residual heat from being drawn up the warm chimney vent by the natural draft.
- A closed vent damper also will help prevent conditioned air from being pulled through the draft hood and up the chimney by the same stack effect if the appliance is located within the conditioned air space. When a call for heat is sent from the appliance thermostat, the damper rotates to the open position and the burner circuit is then energized. Electricity is consumed only when there is a need to change damper position, compared with a spring-open, power-close unit, which runs continuously during off-cycle times. This also contributes to the life of the product.

PART #	DESCRIPTION
Z01-00105	10" Damper - Includes 8' Wiring Harness
Z01-00104	12" Damper - Includes 8' Wiring Harness
Z01-00104-07	24V Damper Motor w/Aluminum Base Plate

CONTROL TRANSFORMERS



- 50/60 HZ
- (P) = Primary
- (S) = Secondary
- Dongan

PART #	DESCRIPTION
F06-00018	120V (P) x 24V (S) - .050 K.V.A.
F06-00019	208V (P) x 24V (S) - .050 K.V.A.
F06-00028	208V (P) x 24V (S) - .100 K.V.A.
F06-00040	208V (P) x 120V (S) - .050 K.V.A.
F06-00016	240V (P) x 120V (S) - .050 K.V.A.
F06-00015	240 x 480V (P) x 24V (S) - .050 K.V.A.
F06-00014	240 x 480V (P) x 24V (S) - .100 K.V.A.
F06-00021	240 x 480V (P) x 120V (S) - .050 K.V.A.
F06-00037	240 x 480V (P) x 120V (S) - .100 K.V.A.

GAS JETS FOR BURNERS



- NG or LP
- Brass

PART #	DESCRIPTION
S03-00186	NG Jet - .640 - #50 Orifice
S03-00188	LP Jet - .640 - #60 Orifice
S03-00190	LP Jet - .638 - #66 Orifice

PILOT COUPLE



S03-00284



S03-00285

- S03-00280 and S03-00282 are no longer available, use S03-00284 and S03-00285.
- Note - .018 Orifice used for LP - Drill orifice to .022 for NG.

PART #	DESCRIPTION
S03-00284	Thermocouple, 30MV w/ Split Nut, 48" Lead
S03-00285	Pilot Burner - .018 Orifice for LP
S03-00287	Thermocouple, Pilot Burner, and Pilot Bracket

GAS BURNERS



- NG or LP
- X-11 = 32 Jets, X-44 = 44 Jets, X-66 = 66 Jets, X-88 = 88 Jets, X-104 = 104 Jets
- S03-00124, High altitude
- All burners carry .640 jets except for S03-00124, which has .638 jets.

PART #	DESCRIPTION
S03-00110	NG Burner - #Z-21 - #50 Orifice
S03-00120	NG Burner - #X-11 - #50 Orifice
S03-00121	LP Burner - #X-11 - #60 Orifice
S03-00124	LP Burner - #X-11 - #66 Orifice "High Altitude"
S03-00130	NG Burner - #X-44 - #50 Orifice
S03-00131	LP Burner - #X-44 - #60 Orifice
S03-00140	NG Burner - #X-88 - #50 Orifice
NEW PRODUCT S03-00141	LP Burner - #X-88 - #60 Orifice
S03-00150	NG Burner - #X-104 - #50 Orifice
S03-00151	LP Burner - #X-104 - #60 Orifice
S03-00160	NG Burner - #X-66 - #50 Orifice
S03-00161	LP Burner - #X-66 - #60 Orifice


CAD CELL FLAME DETECTOR



- Honeywell #C554A1570
- 15" lead
- 17 degree bracket

PART #	DESCRIPTION
V04-00401	Cad Cell Eye - Wayne Combustion #14289

CONTROL TRANSFORMERS



F06-00053



F06-00054

- 60 HZ
- Foot mounted
- 9" Lead wires
- Output Rating: 24 Vac @ 50 VA
- -20° F to +105° F
- Honeywell

PART #	DESCRIPTION
F06-00053	120/208/240 Primary Voltage
F06-00054	480 Primary Voltage

ELECTRONIC IGNITION MODULE



S03-00460



5301A-00445A



S03-00461

- Intermittent pilot module
- 100% Shutoff IP
- 15 Sec. L.O., 24V, 60HZ, NG/LP
- Does not lockout after 5 pilot outages. It has continuous relight.

PART #	DESCRIPTION
S03-00460	Ignition Control Module
S03-00461	Wire Harness
5301A-00445A	Electronic Ignition Cable - 60"

INTERMITTENT IGNITION OIL PRIMARY CONTROLS

Honeywell





- Honeywell #R8184G-1294: 120V, 60HZ, lockout time: 15 sec
- Honeywell #R8184G-1310: (Wayne Combustion #13122): 240V, 60 HZ/ 220V, 50 HZ, lockout time: 45 sec

PART #	DESCRIPTION
V04-00410	120V Oil Primary Control #R8184G-1294
V04-00411	240V Oil Primary Control #R8184G-1310

GAS VALVES & ACTUATORS

Robertshaw



- 1" F x F
- Max BTU-HR: LP - 1,150,000 / NG - 720,000
- Independent automatic pilot valve
- Built-in filters, inlet & outlet screen self protection
- Manual gas cock
- EI = Electronic ignition
- LP = Liquid propane, non-regulated
- NG = Natural gas, regulated
- SP = Standing Pilot

Actuator Colors:
 Black – 12/24V
 Brown – 120V
 Green – 230V

PART #	DESCRIPTION
S03-00408	12VDC/24VAC - SP, NG Gas Valve
S03-00412	12VDC/24VAC - SP, LP Gas Valve
S03-00400	12VDC/24VAC - EI, NG Gas Valve
S03-00400-LP	12VDC/24VAC - EI, LP Gas Valve
S03-00411	120V - SP, NG Gas Valve
S03-00414	120V - SP, LP Gas Valve
S03-00409	208/230V - NG Gas Valve
S03-00415	208/230V - LP Gas Valve
S03-00427	12VDC/24VAC NG Actuator
S03-00423-A	12VDC/24VAC LP Actuator
S03-00400-01	12VDC/24VAC - EI - LP/NG Actuator
S03-00422	115V NG Actuator
S03-00426	115V LP Actuator
S03-00423	230V NG Actuator
S03-00423-B	230V LP Actuator

ELECTRONIC IGNITION MODULE

Honeywell




- Intermittent pilot module
- 100% Shutoff IP, 15 Sec. L.O.
- 24V, 60HZ, NG/LP

PART #	DESCRIPTION
S03-00444	Honeywell #S8610H
S03-00445	Electronic Ignition Cable - 30"
S03-00450	Electronic Ignition Ignitor/Sensor "B" mntg. - .018 orf.
S03-00450A	Electronic Ignition Ignitor/Sensor "B" mntg. - .020 orf.
S03-00450-01	Pilot Orifice
1100A-00445	Electronic Ignition Cable - 54"

CONVERSION KITS

Robertshaw



- For Robertshaw Gas Valves
- LP : Non-regulated
- NG: Regulated

PART #	DESCRIPTION
S03-00421	LP Conversion Kit
S03-00425	NG Conversion Kit

SPACE THERMOSTAT - RETURN AIR TEMPERATURE CONTROLLER



- Industrial line voltage thermostat for heating applications
- Fast response, tin-plated element not affected by adverse environment
- Rugged gray case - mounts on wall with 3 screws
- Wall or duct mount in any position
- Setting temperature range: 36-100° F
- Contact Ratings (120V) - 16.0 AFL "full load amp", 96.0 ALR "locked rotor amp"
- Contact Ratings (240V) - 8.0 AFL "full load amp", 48.0 ALR "locked rotor amp"
- Frequency - 50 HZ, 60 HZ
- Output: 1 SPST
- Maximum temperature device may be exposed to - 125° F

PART #	DESCRIPTION
F04-00831	Adjustable Space Thermostat

ADJUSTABLE ELECTRONIC THERMOSTAT



- 20 Amps @ 120/240V
- 1/4" Quick connect terminals
- Temperature range: 100-350° F
- Probe: 3"
- Leads: 48"
- With its flexible wire sensor, it eliminates the problems of capillary tube kinking and breakage.

PART #	DESCRIPTION
F04-00821	Thermostat Ass'y - Complete
F04-00821-02	Control Knob
F04-00821-08	Electronic Thermostat - 100-350° F
F04-00821-09	Probe Sensor - 1/2" MNPT, SS, w/48" Leads

ADJUSTABLE THERMOSTAT



- 16 Amps resistive/4 Amps inductive @ 380V
- Panel-mount, dual scale knob
- Probe, copper
- Leads, 60" insulated capillary tube
- 4000 PSI max. pressure
- GP Logo

PART #	DESCRIPTION
F04-00856	Thermostat - 86° to 302° F

ADJUSTABLE TEMPERATURE CONTROL



- Adjustable - 200 - 550° F
- SPST, 16 Amp @ 120V, 8 Amp @ 240V
- Open high, manual reset
- 6' Capillary
- Nema 1 Enclosure
- The packing nut kit is used around the capillary tube to hold the bulb into a well or seal the bulb into a tank.

Must order packing nut kit when ordering temperature control

PART #	DESCRIPTION
F04-00817-C1	Temperature Control
F04-00850	Packing Nut Kit


ADJUSTABLE TEMPERATURE CONTROL



- 10 Amps, 120V, 5 Amps, 240V, 1/2" F x F
- Temperature range: 50-300° F
- Approx. F° per full turn of adj. screw: 250
- Contact operation on temp. rise - open
- Stop collar prevents turning adj. screw in excess of the thermo switch controller high temperature limit.
- SS case, Designed for bottom or side mounting
- Leads: 60", 14 Gauge

PART #	DESCRIPTION
F04-00818	Temperature Control - Complete
F04-00818-1	Adjustable Thermostat Switch
F04-00818-5	Thermostat Shaft Knob
F04-00818-6	Thermostat Stop Collar
F04-00818-8	Kit - Includes: bracket, cover, and block (Decal is not included - please order D01-00027 separately.)

ADJUSTABLE THERMOSTAT



- Adjustable - Off - 220° F
- 20 Amp
- 250 V
- 6000 PSI max. pressure
- 96" Length
- CSA Approved

Bushing FA4-00809 Not Included

PART #	DESCRIPTION
FA4-00811	Thermostat - w /Alkota logo
FA4-00812	Thermostat - no logo
NEW PRODUCT FA4-00809	Bushing

NEW PRODUCT **PROBE THERMOSTAT**



- 5 Amps @ 120V
- 1/2" M
- Normally closed
- 68" 18 AWG Cable
- 5000 PSI max. pressure
- Can be mounted in any position
- Factory calibrated
- 230° F

PART #	DESCRIPTION
FA4-00819	Probe Thermostat - 230° F


FLOAT SWITCH



- For use in sump, sewage, & effluent applications
- Pumping Range Minimum/Maximum: 8-36 Inches
- Volts @ 60HZ: 115V
- Cord: 20', 18 Gauge, 115 Volts
- 140° F max. temperature

PART #	DESCRIPTION
F04-00779	Float Switch

TOGGLE SWITCH



- SPST: Single Pole, Single Throw
- Circuit: On-None-Off
- Toggle Style: Bat
- Terminals are wire leads
- Bushing Material Polycarbonate "Black"

PART #	DESCRIPTION
F04-00699	Toggle Switch - 125V - 20 Amp.

FLOAT SWITCHES



- Designed for small diameter sumps and places where space is a determining factor. Controls the function of motor load devices.
- Adjustable clamp to achieve appropriate level
- Clamp range: 1" - 4"
- Float housing: polypropylene
- Blue = NO (normally open)
- Red = NC (normally closed)
- 10' Cable
- Pipe mounted style
- Mini-float float switches

PART #	DESCRIPTION
F04-00783	Float Switch - NC (Red)
F04-00785	Float Switch - NO (Blue)

TOGGLE SWITCH



- SPST: Single Pole, Single Throw
- Circuit: On-None-Off
- Toggle Style: Bat
- Terminals are quick connect tabs
- Bushing Material Brass/Nickel Plated

PART #	DESCRIPTION
F04-00716	Toggle Switch - 125V - 15 Amp.
F04-00716-1	Toggle Switch Plate - 15/16" Long

ROCKER SWITCHES



- SPST: Single Pole, Single Throw
- Circuit: On-None-Off
- Terminals: Quick connect tabs
- V-Series: Contura Rocker Style Switches
- TIG Series: Tippette Rocker Style Switches

PART #	DESCRIPTION
F04-00693	V-Series - 12V - 20 Amp. *Non-lighted
F04-00702	V-Series - 24V - 15 Amp. *Lighted
F04-00703	V-Series - 250V - 10 Amp. *Lighted
F04-00704	TIG Series - 125V to 277V - 20 Amp.


VACUUM SWITCH



- Burner control by vacuum pressure
- 140° F
- 1/4" Female port

PART #	DESCRIPTION
F04-00761B	Vacuum Switch - 1.5" (HG)
F04-00761	Vacuum Switch - 2.0" (HG)
F04-00796	Vacuum Switch - 2.5" (HG)
F04-00762	Vacuum Switch - 4.0" (HG)
F04-00797	Vacuum Switch - 4.5" (HG)

FLOW SWITCH ST-6



- ST-6 (NEW STYLE)
- 8 GPM flow rate
- 5070 PSI max. pressure
- 3/8" M x M
- 176° F max. temperature
- Horizontal/vertical mounting
- 3 Amps
- Brass body
- 47" Cord length
- Note- no longer has a gauge port.

PART #	DESCRIPTION
F04-00780B	Flow Switch-200006703


(HIGH FLOW) FLOW SWITCH ST-5



- ST-5 HIGH FLOW Horizontal/Vertical mount version (NEW STYLE)
- 16 GPM flow rate
- 3046 PSI max. pressure
- 1/2" F x F
- 176° F
- Cord length - 47"
- Water-flow activated switch to control the on and off of the burner.

PART #	DESCRIPTION
F04-00925	Flow Switch - #200005711

FLOW SWITCH



#103011 #100329

- 19 GPM flow rate
- 4000 PSI max. pressure
- 3/8" M x 3/8" F
- 165° F max. temperature
- Vertical mounting
- 8' Lead wire
- General Pump

PART #	DESCRIPTION
F04-00798	Flow Switch w/ pilot feature - #100329
F04-00802	Flow Switch w/o pilot - #103011

STEAM PRESSURE CONTROL



- Contact action: open on increase, single pole
- Material: cold rolled steel
- Finish: gray baked enamel
- Auto reset
- Enclosure: Nema 1 enclosure
- Adjustable pressure up to 240 PSI
- Adjustable cycle pressure through above range
- Pressure connectors:
1/4" Male (0 to 15 PSIG only)
1/4" Female (all other ranges)
- Johnson Controls

PART #	DESCRIPTION
F04-00775	Pressure Switch

PRESSURE SWITCHES



- 4060 PSI max. pressure
- 167° F max. temperature
- 16A, 250V
- 363 PSI activation
- SS fitting
- #PS6 series

PART #	DESCRIPTION
F04-00891	Pressure Switch - 1/4" M
F04-00890	Pressure Switch - 3/8" M

FLOW SWITCH ST-5



- ST-5 Horizontal/Vertical mount version (NEW STYLE)
- 8 GPM flow rate
- 5075 PSI max. pressure
- 3/8" F x F
- 176° F
- Cord length - 47"
- Water-flow activated switch to control the on and off of the burner.

PART #	DESCRIPTION
F04-00766A	Flow Switch - #200005601

GROUND FAULT CIRCUIT INTERRUPTERS




- (GFCI)
- F04-00189 is a "User Attachable Right Angle Plug"
- Grounded protection
- For use with elect. equip. used in & around wet locations
- CSA certified
- U.L. listed

PART #	DESCRIPTION
F04-00176	Cordset - 115V - 15 Amp. - 35' Cord
F04-00179	Cordset - 115V - 20 Amp. - 15' Cord
F04-00177	Cordset - 120V - 20 Amp. - 35' Cord
F04-00185	Cordset - 240V - 20 Amp. - 35' Cord
F04-00187	Cordset - 230V - 30 Amp. - 36' Cord SJE00W Cord, Nema 6-30P Molded Plug
F04-00189	GFCI Plug - 120V - 20 Amp. - No Cord

GENERAL PUMP PRESSURE SWITCHES



YPRESSWITCHXL



YPRESSWITCHHP

- 1/4" Male connect: ypresswitchxl
- 3/8" Male connect: ypresswitchhp (RED BODY)
- 195° F max. temperature
- 15A/250V
- YPRESSWITCHXL: 580 PSI activation
- YPRESSWITCHHP: 650 PSI activation
- Material: brass/ss - #ypresswitchxl
- Material: ss/ss - ypresswitchhp

PART #	DESCRIPTION
F04-00790	#YPRESSWITCHXL 3600 Max. PSI
F04-00793	#YPRESSWITCHHP 8700 Max. PSI


CAM SWITCHES

- Heavy duty rating
- Includes legend plate & knob
- See table below for specifications and cross-reference information
- Salzer and Telux brand cam switches



"CROSS-REFERENCE" (USE NEW CAM SWITCH#)	LEGEND PLATE	POLES	VOLTS	AMPS	MOUNT
F04-00747B (Salzer #T225-23370-219M1)	Off/Pump/ Burner	3	600	35	Single Hole
F04-00741B (Salzer #T225-22271-219M1)	Off/Pump/ Burner	1	600	35	Single Hole
F04-00743B (Salzer #T225-21529-219M1)	Off/Pump/ Burner	2	600	35	Single Hole
F04-00740B (Telux #N33FZGR217561)	Off/Pump/ Burner	2	600	50	Panel
F04-00735 (Salzer #M225-61002A219M1)	Off/On	2	600	25	Single Hole
F04-00737B (Telux #N33FZA27562)	Off/On	2	600	50	Panel

TELUX BRAND CAM SWITCH PARTS



PART #	PIC #	DESCRIPTION
F04-00737B-1	4	Knob & Screw (for N33FZ7562)
F04-741A01	4	Knob & Screw (for M20Z's - only including date PART #s prior to OC5 / OD5)
F04-741A02	4	Knob & Screw (for N33F's)
F04-741A04	3	Escutcheon Plate (for M20Z's)
F04-741A05	3	Escutcheon Plate (for N33FE6987)
F04-741A06	6	Mounting Screws (for N33F's)
F04-741A07	2	Escutcheon Plate Frame (for M20Z's)
F04-741A08	2	Escutcheon Plate Frame (for N33F's)
F04-741A09	1	Escutcheon Plate (for N33FE6988)
F04-741A10	4	Knob & Screw (for M20Z's - only including date PART #s OC5 / OD5 or after and also for N33FZ7561)
F04-99001A	5	Parts Kit (for M20Z's)

SALZER BRAND CAM SWITCH PARTS



PART #	PIC #	DESCRIPTION
F04-00735-01	1	Escutcheon Plate (for M225)
F04-00741B-01	2	Mounting Form Module (for M225, T225's)
F04-00741B-02	3	Operator Module (for M225, T225's)
F04-00741B-03	4	Escutcheon Plate (for T225's)

NEW PRODUCT MOMENTARY CONTACT



- Push button start/stop kit
- 1 N.O - 1 N.C.
- Green flush/red extended
- 24 VAC Lamp
- I/O Operator, Sealing
- Cover, Mounting Collar

PART #	DESCRIPTION
FB4-00701	Push Button Switch

TERMINAL BLOCKS



- Double row
- Housing material: polyphenylene
- 300 Volts limited energy industrial

PART #	DESCRIPTION
F04-00634	6 Pole 10AWG UL @ 30 Amps, CSA @ 20 Amps
F04-00635	12 Pole 12AWG UL @ 20 Amps, CSA @ 15 Amps

INDICATOR LIGHTS



- 3/8" OD
- 24V, 8" Wire leads

PART #	DESCRIPTION
F03-00011	Indicator Light - Red
F03-00012	Indicator Light - Green
F03-00013	Indicator Light - Yellow (Amber)

HOUR METER



- Digits: 6, Capacity: 99999.9 hours
- Mounting: panel - 3 holes
- Round face, Non-reset

PART #	DESCRIPTION
F07-00023	Hour Meter w/Terminal Block - 24V, 60HZ

HOUR METER



- 2.83" Round Face, Digits: 7, Capacity: 99999.99 hrs
- Mounting: panel - 3 holes
- Non-reset/terminal block

PART #	DESCRIPTION
F07-00020	Hour Meter 120V, 60HZ

NEW PRODUCT HOUR METER



- 2.125" x 1.25" Rectangular Face, LCD
- Digits: 6, Capacity: 99999.9 hours
- 5-277V AC/DC
- 1/4" Spade Type Terminal
- Non-reset

PART #	DESCRIPTION
Y02-00091	Hour Meter 5-277V

11 PIN OCTAL SOCKET



- Relay Socket, 11 Pin
- Mounting DIN/Screw
- Length: 2.2", Depth: .97", Width: 2.33"
- Current Rating: 15 Amps
- Electrical Rating: 300 Volts Socket Octal, Terminals Screw

PART #	DESCRIPTION
F05-00053	11 Pin Octal Socket

HOUR METER



- 2.13" x 1.25" Rectangular Face, LCD
- Digits: 6, Capacity: 99999.9 hours
- 120V, Flange mount, non-reset, terminal spade type

PART #	DESCRIPTION
F07-00093	Hour Meter 120V, 60HZ


OMRON TIMER



- Digital set
- Solid-state on-delay timer
- 11-pin socket
- Easy-to-read LCD time remaining bar graph and output status indicators
- Timed output: SPDT
- 0.1 sec. to 9990 hour range
- 24V to 240V, 50/60HZ
- Panel Mount

PART #	DESCRIPTION
F05-00056	Timer - #H3CA-A


TIME DELAY RELAY



- Delay on make
- Totally encapsulated circuitry
- Transient protected
- Solid state
- 1/4" Quick connect terminals
- Single screw mounting through center mounting hole
- Adjustment: variable timing (variable, dip switch)
- Time ranges: 1 to 1023 sec. (in 1 sec. increments)
- On completion of the delay period, the load becomes energized.

PART #	DESCRIPTION
FA5-00049	Timer - 19-265 VAC, 10-120 VDC, 50/60 HZ


CIRCUIT BREAKERS



- Single pole thermal circuit breaker w/ press-to-reset, tease-free, trip-free, snap action mechanism
- Typical applications: motors, transformers, power supplies, machinery, etc..
- ETA Voltage rating: AC 250V, DC 28V
- Teknic Voltage rating: AC 240V, DC 32V/24V (VDE)
- Threadneck panel mounting
- Molded threadneck 3/8"-27UNS-2A
- .250 Quick connect (6.3-0.8 mm)

PART #	DESCRIPTION
F05-10029	0.5 Amp *Teknic
F05-10030	1.5 Amp *Teknic
F05-10032	3 Amp *Teknic
F05-10028	8 Amp *Teknic
F05-10031	15 Amp *E-T-A

SMART TIMER



- Delay on make
- Totally encapsulated circuitry
- 1/4" Quick connect terminals
- Single screw mounting through center mounting hole
- 20 Second off delay
- 5-90 Minute lockout
- 10 Amp

PART #	DESCRIPTION
FA5-00045	Smart Timer - 24-240VAC, 50/60HZ

AUTOMOTIVE MINI RELAY



- Five terminals, potted, resistor
- 40 Amps - NO
- 20 Amps - NC
- -40° F to 275° F

PART #	DESCRIPTION
FA5-00063	Automotive Mini Relay - 12V, 40 Amps - SPDT

BIMETALLIC OVERLOAD RELAYS



- Overload protection trip class 10 / 10A
- Phase loss protection
- Ambient temperature compensation
- Auxiliary contacts (1 N.O. and 1 N.C.)
- Manual/automatic reset mode selectable
- Test function for auxiliary contacts
- Stop button
- Trip indicator
- Operating voltage, Nominal: 600V
- Trip class (fixed): 10
- Adjustment range: 1.5:1
- The 193-T1 bimetallic overload relays are ambient temperature compensated, ensuring that the tripping characteristic of the relay remains constant over an ambient temperature range of -20...+60°C. These class 10 / 10A overload relays include a different mechanism for high sensitivity to phase loss conditions and provide reliable motor protection in normal duty applications. In addition, they can be used to protect against overloads in DC-motor and variable frequency drive applications.

PART #	DESCRIPTION
FC5-A0034	5.5 - 7.5 Amps - #193-T1AB75
FC5-A0035	7.2 - 10 Amps - #193-T1AC10
FC5-A0045	9.0 - 12.5 Amps - #193-T1AC12
FC5-A0050	11.3 - 16 Amps - #193-T1AC16
FC5-B0150	15 - 20 Amps - #193-T1BC20
FC5-A0175	17.5 - 21.5 Amps - #193-T1AC21
FC5-B0165	17.5 - 21.5 Amps - #193-T1BC21
FC5-B0170	21 - 25 Amps - #193-T1BC25
FC5-B0190	24.5 - 30 Amps - #193-T1BC30
FC5-C0240	24.5 - 36 Amps - #193-T1CC36
FC5-C0250	35 - 47 Amps - #193-T1CC47
FC5-D0350	35 - 47 Amps - #193-T1DC47
FA5-D0460	45 - 60 Amps - #193-T1DC60
FC5-E0500	58 - 75 Amps - #193-T1DC75


ELECTRONIC OVERLOAD RELAYS



- Electronic motor protection relays
- Self powered
- Wide adjustment range (5:1)
- Insert molded power connections
- Selectable manual/auto-manual reset
- Motor overload protection
- Selectable trip class (10, 15, 20, or 30)
- Fast phase loss protection
- 1 N.O. & 1 N.C. isolated auxiliary contacts (B600, AC-15 Rated)
- Low energy consumption
- Ambient temperature compensation

PART #	DESCRIPTION
FC5-A0010	1.0 - 5.0 Amps - #193-1EFCB
FC5-A0032	3.2 - 16 Amps - #193-1EFDB
FC5-B0054	5.4 - 27 Amps - #193-1EFEB
FC5-C0090	9.0 - 45 Amps - #193-1EFFD

ALLEN-BRADLEY'S CONTACTORS



- 3-Pole Contactors
- AC-operated

PART #	ALLEN-BRADLEY #	DESCRIPTION
FC5-A1070	#100-NX205KJ	Contactors – 15 Amp 24V
FC5-A2070	#100-NX205D	Contactors – 15 Amp 120V
FC5-A4070	#100-NX205L	Contactors – 15 Amp 208/240V
FC5-A5070	#100-NX205B	Contactors – 15 Amp 480V
FC5-A6070	#100-NX205C	Contactors – 15 Amp 600V
FC5-B1070	#100-NX207KJ	Contactors – 30 Amp 24V
FC5-B1070A	#100-C30KJ10	Contactors - 30 Amp 24V
FC5-B2070	#100-NX207D	Contactors – 30 Amp 120V
FC5-B2070A	#100-C30D10	Contactors - 30 Amp 120V
FC5-B4070	#100-NX207L	Contactors – 30 Amp 208/240V
FC5-B4070A	#100-C30L10	Contactors - 30 Amp 208/240V
FC5-B5070	#100-NX207B	Contactors – 30 Amp 480V
FC5-B5070A	#100-C30B10	Contactors - 30 Amp 480V
FC5-C1070	#100-C43KJ10	Contactors – 45 Amp 24V
FC5-C2070	#100-C43D10	Contactors – 45 Amp 120V
FC5-C4070	#100-C43L10	Contactors – 45 Amp 208/240V
FC5-D1070A	#100-C55KJ10	Contactors – 55 Amp 24V


**ENCLOSURE (JUNCTION BOX)
NEMA 12 & 13 RATING**



- Easy to open, continuous hinge enclosure features screw down clamps for secure closure.
- Seams continuously welded and ground smooth
- External screw clamps are quick and easy to operate.
- Bonding provision on door
- External wall mounting brackets
- 14 Gauge steel
- Oil resistant gasket
- Finish: ANSI 61 gray polyester powder paint inside and out
- Dimensions: 10" x 8" x 6"
- Comes without panel
- UL Listed and CSA Certified

PART #	DESCRIPTION
FA5-00085	Enclosure - 10" x 8" x 6"

BATTERY BOX



- Material: unbreakable, rigid polypropylene
- Impervious to battery acids
- Hold-down strap & mounting hardware included
- 14 13/16" L x 9 5/8" W x 10 5/8" H
- Will accommodate batteries up to 10 1/8" H.

PART #	DESCRIPTION
F05-00210-1	Plastic Battery Box - Group 24
F05-00210-2	Battery Strap - 39 1/2"

BATTERY CABLES



Clamp/Eye

Eye/Eye



Black



Black



Red



Red

- Smooth, tough, PVC jacket
- For general industrial, automotive or marine use
- 4 gauge wire
- Resistant to oil, fuel, acids, grease and abrasion
- Clamps: brass battery lugs - straight-in type
- Eyes: eyelets - bare copper type

PART #	DESCRIPTION
F05-00220	20" - Eye/Eye (Black)
F05-00220-R	20" - Eye/Eye (Red)
F05-00220-1	20" - Clamp/Eye (Black)
F05-00225	25" - Clamp/Eye (Black)
F05-00225-R	25" - Clamp/Eye (Red)
F05-00232-1	32" - Clamp/Eye (Black)
F05-00232-1R	32" - Clamp/Eye (Red)
F05-00238-1	38" - Clamp/Eye (Black)
F05-00240	40" - Eye/Eye (Black)
F05-00248-1	48" - Clamp/Eye (Black)
F05-00248-1R	48" - Clamp/Eye (Red)
F05-00256	56" - Clamp/Eye (Black)
F05-00256-R	56" - Clamp/Eye (Red)

CONDUIT & CONNECTORS



Conduit:

- Continuously interlocked aluminum strip
- 33% Lighter than steel
- Cuts 80% faster than steel
- Smooth interior for easy wire pulling
- Superior corrosion resistance
- Built in flexibility for simplified positioning

Connectors:

- F04-00304 & F04-00310
Non-watertight, straight, 2-screw, die-cast
- F04-00312 & F04-00314
90°, 2-screw or squeeze, steel/malleable iron

PART #	DESCRIPTION
F05-00310	Conduit - 3/8" ID - Per Foot
F04-00310	3/8" x Straight
F04-00304	1" x Straight
F04-00312	3/8" Flex x 3/8" NPS x 90°
F04-00314	1/2" Flex x 1/2" NPS x 90°


BLACK VINYL ELECTRICAL TAPE



- 3/4" x 60' Roll
- Thickness: 7 mils
- Temp Range: 40° F - 176° F
- Adhesive: rubber
- Applications: electrical wire splicing
- UL approved and listed

PART #	DESCRIPTION
Z06-00102	Electrical Tape - 3/4" x 60' Roll


GENERATOR



- 5000 Watts
- 120/240V, 1PH, 60HZ
- 33.3 Amps @ 120V, 16.7 Amps @ 240V
- 7/8" Shaft
- Wanco AB50
- Outlets: 20A @ 120V 5-20R/20A, 240V L14-20R
- 3600 RPM
- Reset Button
- Includes Adapter Plate

PART #	DESCRIPTION
F05-00153	Generator

GENERATOR



- 3000 Watts
- 120/240V, 1PH, 60HZ
- 20 Amps
- 3600 RPM
- 7/8" Shaft
- Mecc Alte #S15W-85-B34
- Includes Mounting Plate

PART #	DESCRIPTION
F05-00181-A	Generator

**GENERAL PUMP'S
TWIST CONNECTS**



*Try GP's D100 series twist connects over the YMIN series for a cost savings! NOTE: 1/2" size available in YMIN series only - please ask sales if this size is needed.

- 1/4" = 6-8 GPM
- 3/8" = 8-10 GPM
- 4000 PSI max. pressure
- 1 O-ring, M22 (22mm)
- EPDM o-ring on couplers
- 195° F
- These twist disconnects couple U.S. pipe threads to European fittings.
- W05-14221-B (old #D10022 - now #2510103 w/double o-ring seal.)
- General Pump's D100 series

PART #	DESCRIPTION
W05-14121-A	Coupler - 1/4" MPT - #D10028
W05-14221-A	Coupler - 1/4" FPT - #D10027
W05-14131-A	Coupler - 3/8" MPT - #D10030
W05-14231-A	Coupler - 3/8" FPT - #D10029
W05-14121-B	Plug - 1/4" MPT - #D10021
W05-14221-B	Plug - 1/4" FPT - #2510103
W05-14131-B	Plug - 3/8" MPT - #D10023
W05-14231-B	Plug - 3/8" FPT - #D10024

EXTENSION LANCE



- 1/4" ZPS non-molded extension lance
- M22 Plug x 1/4" QC
- 4000 PSI max pressure

PART #	DESCRIPTION
JA6-00145	18" Extension Lance
JA6-00146	24" Extension Lance

ZPS LANCES



- 10 GPM, 5000 PSI
- 1/4", 320° F
- Straight, seamless tubing

PART #	DESCRIPTION
JA6-00176	22" ZPS Vented Grip Lance - 1/4" M x M22-M Brass Coupler (Double O-ring)
JA6-00177	16" ZPS Lance - w/ 1/4" Brass QC x M22-F Brass Plug

CONSUMER HOSE




M22F-14mm "Female Twist Connect Ends"

- K08-02125F47: PVC Hose, 3200 PSI max. pressure
- K08-02150B46: Textile Braided Hose, 3000 PSI max pressure
- M22F-14mm ends
- 140° F

PART #	DESCRIPTION
K08-02125F47	1/4" x 25' Hose (PVC)
K08-02150B46	1/4" x 50' Hose (Textile Braided)

NEW PRODUCT RMV25G24D RESIDENTIAL PUMP



- 2.5 GPM, 2400 PSI, 3400 RPM
- 3/4" Hollow Shaft with Gas Engine Flange
- 3/4" GHA - Inlet Thread
- 22 mm x 14 M - Discharge Thread
- 2.2 oz Oil Capacity, 140° F max water temp
- Aluminum Head, with Thermal Relief Valve

PART #	DESCRIPTION
N09-00196	RMV25G24D Pump

GUTTER CLEANER



- Clean gutters by adding a gutter cleaner to your wand.
- 4000 PSI max. pressure
- Male M22 Inlet x 1/4" QC outlet

PART #	DESCRIPTION
J06-01202	Gutter Cleaner - Male M22 Inlet x 1/4" QC Outlet

SPRAY GUN W/EXTENSION



- M407 Gun with vented zps lance extension
- 7 GPM
- 4000 PSI max pressure
- 3/8" F inlet x M22x1.5F Coupler - 14mm outlet
- 23" Overall length
- 250° F

PART #	DESCRIPTION
JA6-00144	Spray Gun w/ Lance Extension

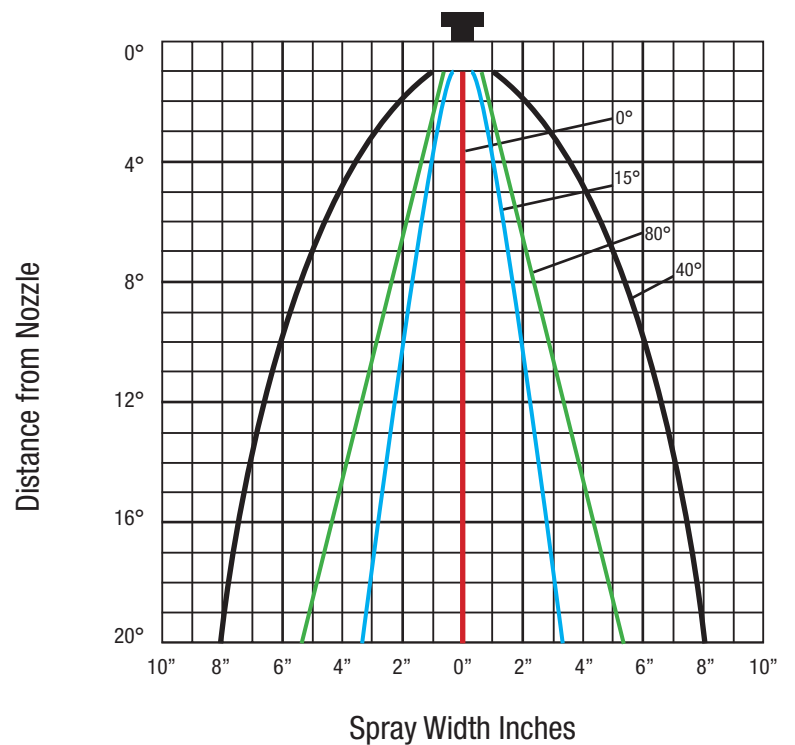
SPRAY NOZZLE SELECTION CHART (GPM IN ORANGE)

NOZZLE SIZE	400 PSI	500 PSI	600 PSI	700 PSI	800 PSI	1000 PSI	1250 PSI	1500 PSI	2000 PSI	2500 PSI	3000 PSI	4000 PSI	5000 PSI	6000 PSI	7000 PSI
03.0	0.9	1.0	1.1	1.2	1.3	1.5	1.6	1.8	2.1	2.3	2.5	3.0	3.3	3.6	3.9
03.5	1.1	1.2	1.4	1.5	1.6	1.8	2.0	2.1	2.5	2.8	3.0	3.5	3.9	4.3	4.6
04.0	1.2	1.4	1.5	1.7	1.8	2.0	2.2	2.4	2.8	3.1	3.5	4.0	4.5	4.9	5.3
04.5	1.4	1.5	1.7	1.8	2.0	2.2	2.5	2.7	3.1	3.5	3.8	4.5	5.0	5.5	5.9
05.0	1.5	1.8	1.9	2.1	2.2	2.5	2.7	3.1	3.5	3.9	4.3	5.0	5.6	6.1	6.6
05.5	1.7	1.9	2.1	2.3	2.5	2.8	3.0	3.4	3.9	4.3	4.8	5.5	6.2	6.7	7.3
06.0	1.8	2.1	2.3	2.5	2.7	3.0	3.3	3.7	4.2	4.7	5.2	6.0	6.7	7.3	7.9
06.5	2.0	2.3	2.5	2.7	2.9	3.3	3.6	4.0	4.6	5.1	5.6	6.5	7.3	8.0	8.6
07.0	2.2	2.5	2.7	2.9	3.1	3.5	3.9	4.3	4.9	5.5	6.1	7.0	7.8	8.6	9.3
07.5	2.3	2.7	2.9	3.1	3.4	3.8	4.1	4.6	5.3	5.9	6.5	7.5	8.4	9.2	9.9
08.0	2.5	2.8	3.1	3.3	3.6	4.0	4.4	4.9	5.7	6.3	6.9	8.0	8.9	9.8	10.6
08.5	2.6	3.0	3.3	3.6	3.8	4.3	4.7	5.2	6.0	6.7	7.4	8.5	9.5	10.4	11.2
09.0	2.8	3.2	3.5	3.8	4.0	4.5	5.0	5.5	6.4	7.1	7.8	9.0	10.1	11.0	11.9
10.0	3.1	3.5	3.9	4.2	4.5	5.0	5.5	6.1	7.1	7.9	8.7	10.0	11.2	12.2	13.2
12.5	3.9	4.4	4.8	5.2	5.6	6.3	6.9	7.7	8.8	9.8	10.8	12.5	14.0	15.3	16.5
15.0	4.7	5.3	5.8	6.3	6.7	7.5	8.3	9.2	10.6	11.8	12.9	15.0	16.8	18.4	19.8

HOSE FRICTION LOSS

Water* Flow Gal/Min	1/4"	5/16"	3/8"	1/2"	5/8"	3/4"	1"
0.5	16	5	2				
1.0	54	20	7	2			
2.0	180	60	25	6	2		
3.0	380	120	50	13	4	2	
4.0		220	90	24	7	3	
5.0		320	130	34	10	4	
6.0			220	52	16	7	1
8.0			300	80	25	10	2
10.0				120	38	14	3
15.0				250	80	30	7
20.0					121	50	12
25.0					200	76	19
40.0					410	162	42
60.0						370	93

GP NOZZLE SPRAY COVERAGE



ALPHABETICAL INDEX

DESCRIPTION	PAGE
-------------	------

A

AR - Pump	
Pump	60, 75, 105
Pump Crankcase Oil	77
Pump Repair Kit	62
Accumulator	76
Actuator	96
Adapter, Pipe	40
Adjustable Nozzle Holder	29, 30
Anti-Freeze Solution for Pump	77
Automotive Mini Relay	102

B

Ball, Float	47, 48
Ball Valve	48-51
Battery Box	103
Battery Cable	104
Bearing, Wheel	24
Belt	88
Blister Packs	26, 27
Boom, Ceiling	21
Briggs & Stratton -	
Engine	80
Filter	80, 81
Muffler	81
Brushes	20
Burner, Gas	95
Burner, Wayne	89
Burner Conversion Kit	96
Burner Fan	93
Burner Igniter	89,90,92,93
Burner Motor	90,92
Burner Replacement Part	89
Burner Repair Kit	90,92
Burner Transformer	90
Bushing	38, 88
Bushing, Pipe	38

C

Cad Cell Eye	95
Cam Switch	100
Cap, Filler/Fuel	24
CAT	
Pump	63
Pump Crankcase Oil	77
Pump Repair Kit & Part	64, 65
Ceiling Boom	21
Chemical Dispensing System	58
Chemical Injector	58, 59
Chemical Pump	23
Circuit Breaker	102
Comet	
Pump	66, 67
Pump Crankcase Oil	77

DESCRIPTION	PAGE
-------------	------

Pump Rail Kit	67
Pump Repair Kit	67
Conduit	104
Connector	104
Contactora	103
Control Transformer	95
Conversion Kits	96
Coupler, Lance Nozzle	16
Coupling, Pipe	39, 40
Cross, Pipe	38
Curtain Walls	22

D

Damper, Motorized	94
Double Nozzle Holder	30
Draft Diverter	93
Dual Lance	14-16
Duct Cleaner	20
Dump Gun	12

E

Easy Start Valve	51
Elbow, Pipe	39
Electric Motor	79
Electrical Tape	104
Electrodes	89
Electronic Ignition Module	95, 96
Enclosure	103
Engine	
Briggs & Stratton	80
Honda	82
Kohler	84,85
Kubota	86
Engine Recoil Starter	83
Extractor, Packing	76

F

Fan, Burner	93
Fan Steam Nozzle	30
Fiberglass Handle	20
Fiberglass Telescoping Wand	17
Filler Cap	24
Filter,	
Air	80,83-86
Engine	80-86
Fuel	44,81,83-86
Inlet	45
In-line	44
Oil	81,82,84-86
Fitting, Garden Hose	41
Fitting, Pipe	38-41
Flex Wand	15,16
Float Ball	47,48
Float Switch	98
Float Valve	47,48

DESCRIPTION	PAGE
-------------	------

Flow Switch	99
Foamer	21,23
Foot Actuated Valve	23
Fuel Cap	24
Fuel Filter	44,81,83-86
Fuel Line Hose	4
Fuel Nozzle	93,94
Fuel Pressure Test Gauge	46
Fuel Pump	91
Fuel Solenoid Valve	91

G

Garden Hose Fitting	41
Garden Hose Inlet Line Strainer	45
Garden Hose Washer	45
Gas Burner	95
Gas Jet	95
Gas Pressure Test Kit	46
Gas Valve	96

Gauge,

Fuel Pressure Test	46
Gas Pressure Test	46
Liquid Level	24
Pressure	46
Temperature	46
Vacuum	46

General -

Pump	68,69,75
Pump Crankcase Oil	77
Pump Repair Kit	72-75
Pump Repair Part	72
Generator	104
Glow Plug	85,86
Ground Fault Circuit Interrupter	99

Gun,

Compensating	13,17
Dump	12
Hydro Excavation	10
Open	11
Trigger	10-13,17
Gun/Lance Assembly	12,13,105
Gutter Cleaner	16,17,105

H

Handle, Lance	16
Handle, Fiberglass	20
Hi/Low Nozzle	30,34
Honda	
Engine	82
Filter	82,83
Muffler	83
Hose,	
Combo	4
Consumer	105
Fuel Line	4

ALPHABETICAL INDEX

DESCRIPTION	PAGE
Jumper	4
Low Pressure	4
Non-Marking	5,6
Oil Drain	76,82
Poly- Braided	4
Sewer	6
Hose Assembly	4-6,105
Hose Barb	40,41
Hose Clamp	41
Hose Friction Loss Chart	106
Hose Reel	7-9
Hose Reel Accessory	7-10
Hose Reel Swivel	42,43
Hose Trolley Kit	21
Hot Cap Rain Guard	23
Hour Meter	87,101
Hydro Excavation	10,32
HydroMinder	58

I

Igniter, Burner	89,90,92,93
Igniter/Transformer Tester	90
Impact Steam Nozzle	30
Indicator Light	101
Injector, Chemical	58,59
Inlet Filter	45
In-line Filter	44
Insulation	91

J

Jet, Gas	95
Jetter Valve	76
Jumper Hose	4
Junction Box	103

K

Kohler	
Engine	84,85
Filter	84,85
Glow Plug	85
Muffler	84,85
Kubota	
Engine	86
Filter	86
Glow Plug	86
Muffler	86

L

Lance	12-16,105
Lance, Dual	14-16
Lance Handle	16
Lance Nozzle Coupler	16
Lance, Push & Pull	15
Lance Saver	16

DESCRIPTION	PAGE
Light, Indicator	101
Liquid Level Gauge	24
Long Distance Chemical Sprayer	59

M

Matt Clamp	23
Meter, Hour	87,101
Metering Valve	50,51
Momentary Contact	101
Motor, Burner	90,92
Motor, Electric	79
Motorized Damper	94
Mounting Block, Unloader	57
Muffler	81,83-86

N

Needle Valve	50
Nipple, Close Pipe	40
Non-Marking Hose	5,6
Nozzle,	
Foam	23
Fuel	93,94
Hi/Low	30,34
Rotating	30-34
Sewer	35
Soap	29
Soap, Long Range	59
Spray	28,29
Steam	30
Strainer	32
Variable	30,34
Nozzle Holder	28-30
Nozzle Protector	29,30

O

O-Ring, Quick Disconnect	37
Oil Drain Hose	76,82
Oil Primary Control	96
Oil, Pump	77
Oil Solenoid Valve	91
Open Gun	11
Overload Relay	102,103

P

Packing Extractor	76
Packing Insertion Tool Kit	76
Parts Repair Box	25
Pipe Adapter	40
Pilot Couple	95
Pipe Fitting	38-41
Poly-Braided Tubing	4
Pressure Gauge	46
Pressure Regulator Valve	57
Pressure Relief Valve	51,52

DESCRIPTION	PAGE
Pressure Switch	99,100
Probe Thermostat	98
Protek Fuel Nozzle	93
Pulley	87,88
Pump, Chemical	23
Pump, Fuel	91
Pump Oil	77
Pump Saver	77
Pumps Made Ready	75

Pump, Water

AR	60,75,105
CAT	63
Comet	66,67
General	68,69,75
Pump Kit Chart	61,69-72
Pump Rail Kit	67

Pump Repair Kit,

AR	62
CAT	64,65
Comet	67
General	72-75

Pump Repair Part,

CAT	64,65
General	72
Pump Saver	77

Q

Quick Coupler	37
Quick Disconnect	36,37

R

Rain Guard, Hot Cap	23
Recoil Starter	83
Regulator	57
Relay, Automotive Mini	102
Relay, Overload	102,103
Relief Valve	51,52
Residential Pump	105
Restrictor	48
Rocker Switch	98
Rotating Brush	20
Rotating Nozzle	30-34
Rotating Nozzle Repair Kit	30-34
Rotating Swivel	42

S

Sand Blast Kit	20
Scale Reducer Unit	23
Screen	45
Sewer Hose	6
Sewer Nozzle	35
Smart Timer	102
Smoke Tester	93
Soap Nozzle	29

ALPHABETICAL INDEX

DESCRIPTION	PAGE
Soap Nozzle, Long Range	59
Soap Screen	45
Socket, 11 Pin Octal	101
Solenoid Valve	91
Space Thermostat	97
Spray Nozzle	28,29
Spray Nozzle Chart	106
Sprayer, Backpack	25
Sprayer, Handheld	25
Spray-Flex Wand	16
Starter, Recoil	83
Steam Nozzle	30
Steam Pressure Control	99
Suction Restrictor	48
Suction-Line Strainer	45
Surface Cleaner	19
Switch	98-100
Swivel	42,43

T

Tachometer	87
Tank Screen	45
Tape, Electrical	104
Tape, Teflon	43
Tee, Pipe	38
Telescoping Handle	20
Telescoping Wand	17
Temperature Control, Adjustable	97
Temperature Gauge	46
Terminal Block	101
Thermal Relief Valve	52
Thermometer	46
Thermostat, Adjustable	97
Thermostat, Probe	98
Thermostat, Space	97
Threadlocker	43
Threaded Rod	48
Time Delay Relay	102
Timer, Omron	101
Timer, Smart	102
Tire	24
Toggle Switch	98
Tool, Pump	76
Transformer, Burner	90
Transformer, Control	95
Transformer Tester	90
Trigger Gun	10-13,17
Tune Up/Repair Kit	90,92
Turbo Nozzle Strainer	32
Twist Connect	105

U

Undercarriage Cleaner	18
Unloader Mounting Block	57
Unloader Valve	52-57

DESCRIPTION	PAGE
Upstream Chemical Injector	59

V

V-Belt	88
Vacuum Gauge	46
Vacuum Switch	98
Valve,	
Ball	48-51
Easy Start	51
Float	47,48
Foot Actuated	23
Fuel Solenoid	91
Gas	96
Jetter	76
Metering	50,51
Needle	50
Oil Solenoid	91
Pressure Regulator	57
Pressure Relief	51,52
Thermal Relief	52
Unloader	52-57
Variable Nozzle	34

W

Wall Mount Nozzle Holder	28
Wand Belt	17
Wand, Flex	15,16
Wand Saver	16
Wand, Spray-Flex	16
Wand, Telescoping	17
Water Broom	19
Water Hose, Low Pressure	4
Wheel Bearing	24

Y

Y - Strainer	45
--------------	----

ALPHANUMERIC INDEX

CODE	SECTION	PAGE	CODE	SECTION	PAGE	CODE	SECTION	PAGE	CODE	SECTION	PAGE	CODE	SECTION	PAGE
A			C03-00182	8	50	C03-00631-03	8	47	C05-00271	6	45	C07-03900	8	56
ALKOTA-OIL	10	77	C03-00183	8	50	C03-00631-04	8	47	C05-00272	5	41	C07-04200B	8	56
ALKOTA-OILCA	10	77	C03-00186	8	49	C03-00631-05	8	47	C05-00273	5	41	C07-04400	8	56
AR14-00300	8	48	C03-00187	8	49	C03-00631-06	8	47	C05-00274	5	41	C07-04504	8	57
B			C03-00188	8	49	C03-00631-07	8	47	C05-00280-3	5	42	C07-04504-A	8	57
BP210S-00902	2	27	C03-00189	8	49	C03-00631-08	8	47	C05-00281-3	5	42	C07-04506	8	57
BPC04-00115	2	27	C03-00190	8	49	C03-00631-09	8	47	C05-00291	5	41	C07-04600	8	56
BPC04-00141	2	27	C03-00191	8	49	C03-00631-10	8	47	C05-00294	5	41	C07-04700	8	55
BPC04-00189	2	27	C03-00194	8	50	C03-00631-11	8	47	C05-00302	6	45	C07-04800	8	55
BPJ06-00158	2	27	C03-00195	8	50	C03-00631-14	8	47	C05-99RK550	5	43	C07-04900	8	55
BPJ06-00244	2	27	C03-00216-4	8	50	C03-00631-16	8	47	C07-00002-4	8	57	C07-05000	8	55
BPJ06-00271C	2	27	C03-00225	8	49	C03-00631-17	8	47	C07-01003	8	54	C07-05100	8	55
BPJ06-00290-40	2	27	C03-00226	8	49	C03-00631-18	8	47	C07-01005	8	54	C07-05200	8	55
BPJ06-00291	2	27	C03-00227	8	49	C03-00634	8	47	C07-01006	8	54	C07-05300	8	55
BPJ08-99440-2	2	27	C03-00228	8	49	C03-00635-10	8	47	C07-01007	8	53	C07-05500	8	52
BPJ08-99450-2	2	27	C03-00243	8	50	C03-00640	8	48	C07-01008	8	54	C07-05801	8	53
BPJ08-99540-2	2	27	C03-00300	8	51	C03-00642	8	48	C07-01009A	8	56	C07-05900	8	52
BPJ08-99545-2	2	27	C03-00307	8	50	C03-00645	8	47	C07-01011	8	53	C07-06000	8	54
BPJ6712J6271C	2	27	C03-00310-2	8	50	C03-00649	8	47	C07-01012	8	53	C07-06100	8	54
BPJJA0-00040-2	2	27	C03-00316	9	58	C03-00710	8	57	C07-01013	8	53	C07-06100-01	8	54
BPJJA0-00045-2	2	27	C03-00320	8	51	C03-99620-M	8	47	C07-01014	8	53	C07-06100-02	8	54
BPJJA0-15040-2	2	27	C03-00501	8	52	C03-99620-Q	8	47	C07-01015	8	53	C07-06100-03	8	54
BPJJA0-15045-2	2	27	C03-00502	8	52	C03-99622	8	48	C07-01350	8	55	C07-06200	8	56
BPJJA0-15055-2	2	27	C03-00509	8	52	C03-99634	8	47	C07-01351	8	55	C07-06300	8	52
BPJJA0-25045-2	2	27	C03-00509-30	8	52	C03-99634-01	8	47	C07-01400-1	8	55	C07-06302	8	53
BPJJA0-40045-2	2	27	C03-00509-45	8	52	C04-00110	6	45	C07-01421	6	44	C07-06318	8	57
BPJJA0-65400-2B	2	27	C03-00513	8	51	C04-00120	6	45	C07-01501	8	55	C07-06323	8	56
BPN07-2701018	2	27	C03-00515	8	52	C04-00121	6	45	C07-01600	8	55	C07-09500	8	53
BPN07-2701020	2	27	C03-00516	8	52	C04-00129	6	45	C07-01675	8	55	C07-99006	8	54
BPW04-21125-B	2	27	C03-00518	8	51	C04-00130	6	45	C07-01700	8	55	C07-9912099	8	54
BPW04-21225-B	2	27	C03-00519	8	51	C04-00131	6	45	C07-01750A	8	54	C07-9922666	8	53
BPW04-24125-A	2	27	C03-00525	8	52	C04-00134	6	45	C07-01800	8	52	C07-9922666A	8	53
BPW04-24225-A	2	27	C03-00526	8	52	C04-00135	6	45	C07-01850	8	55	C07-9922688A	8	53
BPW04-31135-B	2	27	C03-00536	8	51	C04-00138	6	45	C07-01851	8	55	C07-9922695A	8	53
BPW04-31235-B	2	27	C03-00537	8	51	C04-00140	6	45	C07-01900-38	8	54	C07-992700B	8	56,57
BPW04-34135-A	2	27	C03-00538	8	51	C04-00141	6	44	C07-01900-39	8	54	C07-995500	8	52
BPW04-34235-A	2	27	C03-00539	8	51	C04-00141-03	6	44	C07-01900-A	8	54	C07-996200	8	56
C			C03-00541	8	51	C04-00141-1	6	44	C07-01900-B	8	54	C07-999108	8	53
C03-00117	8	49	C03-00548	8	52	C04-00142	6	45	C07-01900-C	8	54	C08-00100	8	57
C03-00118	8	49	C03-00556	8	52	C04-00144	6	45	C07-02200	8	54	C09-00008	8	51
C03-00119	8	49	C03-00557	8	52	C04-00144-05	6	45	C07-02200-02	8	54	COX-00439	5	42
C03-00120	8	48	C03-00558	8	52	C04-00145	6	45	C07-02200-03	8	54	COX-00439-1	5	42
C03-00126-V	8	51	C03-00560	8	52	C04-00146	6	45	C07-02200-04	8	54	COX-01935	5	42
C03-00128A	8	49	C03-00561	8	52	C04-00147	6	45	C07-02700-C	8	57	COX-01935-1	5	42
C03-00129	8	49	C03-00563	8	51	C04-00148	6	45	C07-02704	8	57	COX-07406	1	8
C03-00131	8	49	C03-00620-Q	8	47	C04-00169	6	45	C07-03100	8	57	COX-1123100	1	9
C03-00133	8	49	C03-00622-B	8	47	C04-00186	6	45	C07-03100-24	8	57	COX-1123150	1	9
C03-00133-V	8	51	C03-00627	8	48	C04-00187	6	45	C07-03600-B	8	56	COX-112475	1	9
C03-00148	8	50	C03-00628	8	47,48	C04-00188	6	45	C07-03707	8	53	COX-11254100	1	9
C03-00176	8	50	C03-00630	8	47	C05-00260-1	5	41	C07-03708	8	53	COX11254100E	1	8
C03-00177	8	50	C03-00630-02	8	48	C05-00265	5	42	C07-03709	8	53	COX-11254200	1	9
C03-00178	8	51	C03-00630-02	8	47	C05-00266	5	42	C07-03710	8	53	COX11254200E	1	8
C03-00181	8	50	C03-00631	8	47	C05-00269	5	43	C07-03710-PKG	8	53	COX-11254325	1	9
			C03-00631-01	8	47	C05-00270-1	5	41	C07-03713	8	53	COX11254325E	1	8
			C03-00631-02	8	47	C05-00270-2	5	41	C07-03717	8	53	COX-11255100	1	9

ALPHANUMERIC INDEX

CODE	SECTION	PAGE	CODE	SECTION	PAGE	CODE	SECTION	PAGE	CODE	SECTION	PAGE	CODE	SECTION	PAGE
COX11255100E	1	8	E06-00016	5	39	E10-00011-V	5	38	F04-00179	13	99	F04-00856	13	97
COX-11255175	1	9	E06-00028	5	40	E10-00012-V	5	38	F04-00185	13	99	F04-00890	13	99
COX11255175E	1	8	E06-00038-6	5	39	E10-00017-48*	5	38	F04-00187	13	99	F04-00891	13	99
COX-1174225	1	9	E06-00084-4	5	40	E10-00018-4	5	38	F04-00189	13	99	F04-00925	13	99
COX-1535312	1	8	E06-00086-28*	5	40	E10-00021-58*	5	38	F04-00304	13	104	F04-00961	12	91
COX-1535318	1	8	E06-00098	5	40	E10-00040-1	5	38	F04-00310	13	104	F04-00972	12	91
COX-153536	1	8	E07-00001-4	5	38	E12-00010-2	5	40	F04-00312	13	104	F04-00974	12	91
COX-20843	1	10	E07-00001-5	5	38	E13-00010-2	5	40	F04-00314	13	104	F04-00978	12	91
COX-748012	1	9	E07-00002-1	5	38	E13-00010-48*	5	40	F04-00634	13	101	F04-00979	12	91
COX-748018	1	9	E07-00002-4	5	38	E13-00010-58*	5	40	F04-00635	13	101	F04-741A01	13	100
COX-991935	5	42	E07-00006-4	5	38	E14-00010-2	5	40	F04-00693	13	98	F04-741A02	13	100
COX-991935-1	5	42	E07-00006-5	5	38	E14-00010-68*	5	40	F04-00699	13	98	F04-741A04	13	100
COX-99439	5	42	E07-00007-V	5	38	E14-00016-48*	5	40	F04-00702	13	98	F04-741A05	13	100
COX-99439-1	5	42	E08-00001-2	5	39	E14-R0010-58*	5	40	F04-00703	13	98	F04-741A06	13	100
COXA11254200	1	9	E08-00003-2	5	39	E15-00010-2	5	40	F04-00704	13	98	F04-741A07	13	100
COX-PR112512	1	9	E08-00005-2	5	39	E15-00010-3	5	40	F04-00716	13	98	F04-741A08	13	100
CP-00073	2	25	E08-00005-5	5	39	E15-00010-48*	5	40	F04-00716-1	13	98	F04-741A09	13	100
CP-00074	2	25	E08-00006-2	5	39	E15-00010-58*	5	40	F04-00735	13	100	F04-741A10	13	100
CP-00075	2	25	E08-00006-48*	5	39	E15-R0005-58*	5	40	F04-00735-01	13	100	F04-99001A	13	100
CP-00108	8	50	E08-00006-58*	5	39	E16-00010-1	5	40	F04-00737B	13	100	F05-00053	13	101
CP-00109	8	50	E08-00008-2	5	39	E16-00011-4	5	40	F04-00737B-1	13	100	F05-00056	13	101
CP-00226	2	25	E08-00010-2	5	39	E17-00010	5	40	F04-00740B	13	100	F05-00153	13	104
D			E08-00010-4	5	39	E18-00010	5	40	F04-00741B	13	100	F05-00181-A	13	104
E04-00001-2	5	38	E08-00010-5	5	39	E18-00010-1	5	40	F04-00741B-01	13	100	F05-00210-1	13	103
E04-00001-58*	5	38	E08-00011-48*	5	39	E22-00013	6	45	F04-00741B-02	13	100	F05-00210-2	13	103
E04-00002-58*	5	38	E08-00011-58*	5	39	F			F04-00741B-03	13	100	F05-00220	13	104
E04-00003-2	5	38	E08-00012-5	5	39	F02-00035	11	79	F04-00743B	13	100	F05-00220-1	13	104
E04-00004-58*	5	38	E08-00016	5	39	F02-00042	11	79	F04-00747B	13	100	F05-00220-R	13	104
E04-00005-48*	5	38	E08-00016-4	5	39	F02-00059	11	79	F04-00761	13	98	F05-00225	13	104
E04-00006-2	5	38	E08-00016-4T	5	39	F02-00062	11	79	F04-00761B	13	98	F05-00225-R	13	104
E04-00006-48*	5	38	E08-00016-5	5	39	F02-00064	11	79	F04-00762	13	98	F05-00232-1	13	104
E04-00006-58*	5	38	E08-00017-48*	5	39	F02-00070	11	79	F04-00766A	13	99	F05-00232-1R	13	104
E04-00007-4	5	38	E08-00017-58*	5	39	F02-00077	11	79	F04-00775	13	99	F05-00238-1	13	104
E04-00009-2	5	38	E08-00019	5	39	F02-00073	11	79	F04-00779	13	98	F05-00240	13	104
E04-00009-48*	5	38	E08-00019-2	5	39	F02-00075	11	79	F04-00780B	13	99	F05-00248-1	13	104
E04-00011	5	38	E08-00019-4	5	39	F02-00076	11	79	F04-00783	13	98	F05-00248-1R	13	104
E04-00014	5	38	E08-00020	5	39	F02-00087-U	11	79	F04-00785	13	98	F05-00256	13	104
E04-00015-5	5	38	E08-00020-V	5	39	F02-00089	11	79	F04-00790	13	100	F05-00256-R	13	104
E04-00016-48*	5	38	E08-00020-V1	5	39	F02-00094	11	79	F04-00793	13	100	F05-00310	13	104
E04-00016-58*	5	38	E08-00021	5	39	F02-00095	11	79	F04-00796	13	98	F05-00366-04	11	86
E06-00002	5	39	E08-00021-10	5	39	F02-00098-UC	11	79	F04-00797	13	98	F05-00366-24	11	86
E06-00003-2	5	40	E08-00025-V	5	39	F02-00109	11	79	F04-00798	13	99	F05-00366-A	11	86
E06-00003-5	5	40	E08-00026-V	5	39	F02-00138-U	11	79	F04-00802	13	99	F05-00366-A-17	11	86
E06-00004	5	39	E08-00039-4	5	39	F02-00138-UC	11	79	F04-00817-C1	13	97	F05-00366-A-18	11	86
E06-00004-1A	5	39	E09-00002-P	8	48	F02-00172	11	79	F04-00818	13	97	F05-00366-A-19	11	86
E06-00004-2	5	40	E09-00003-P	8	48	F02-00235	11	79	F04-00818-1	13	97	F05-00366-A-20	11	86
E06-00004-3	5	40	E10-00002-2	5	38	F02-00237	11	79	F04-00818-5	13	97	F05-00371-04	11	85
E06-00008	5	39	E10-00003-5	5	38	F02-00261	11	79	F04-00818-6	13	97	F05-00371-19	11	85
E06-00008-1	5	40	E10-00005	5	38	F02-00262	11	79	F04-00818-8	13	97	F05-00377	11	86
E06-00008-2	5	40	E10-00005-4	5	38	F02-00287	11	79	F04-00821	13	97	F05-00377-03	11	86
E06-00008-3	5	40	E10-00005-5	5	38	F03-00011	13	101	F04-00821-02	13	97	F05-00377-101	11	86
E06-00009-1	5	39	E10-00008	5	38	F03-00012	13	101	F04-00821-08	13	97	F05-00377-32	11	86
E06-00012-1	5	39	E10-00008-4	5	38	F03-00013	13	101	F04-00821-09	13	97	F05-00392	11	80
E06-00012-2	5	40	E10-00010	5	38	F04-00176	13	99	F04-00831	13	97	F05-00392-14	11	80
			E10-00010-10	5	38	F04-00177	13	99	F04-00850	13	97	F05-00392-53	11	81

ALPHANUMERIC INDEX

CODE	SECTION	PAGE	CODE	SECTION	PAGE	CODE	SECTION	PAGE	CODE	SECTION	PAGE	CODE	SECTION	PAGE
F05-00396	11	85	F05-00512-NC	11	86	FA5-00045	13	102	J			J00-15090-1	3	29
F05-00396-120	11	85	F05-00518-08	11	86	FA5-00049	13	102				J00-00030-1	3	29
F05-00396-27	11	85	F05-00518-54	11	86	FA5-00063	13	102	J00-00030-2	3	29	J00-15100-1	3	29
F05-00396-62	11	85	F05-00518-D	11	86	FA5-00085	13	103	J00-00035-1	3	29	J00-15100-2	3	29
F05-00401-03	11	85	F05-00525-01	11	83	FA5-D0460	13	102	J00-00035-2	3	29	J00-15120-1	3	29
F05-00401-05	11	85	F05-00528	11	82	FB4-00701	13	101	J00-00040-1	3	29	J00-15120-2	3	29
F05-00417-02	11	84	F05-00528-03	11	83	FC5-A0010	13	103	J00-00040-2	3	29	J00-15150-1	3	29
F05-00423	11	80	F05-00529	11	84	FC5-A0032	13	103	J00-00045-1	3	29	J00-15150-2	3	29
F05-00423-02	11	80	F05-00543	11	84	FC5-A0034	13	102	J00-00045-2	3	29	J00-15200-1B	3	29
F05-00423-04	11	81	F05-00543-02	11	84	FC5-A0035	13	102	J00-00050-1	3	29	J00-15200-2	3	29
F05-00429-02	11	86	F05-00543-07	11	84	FC5-A0045	13	102	J00-00050-2	3	29	J00-15300-1B	3	29
F05-00429-03	11	86	F05-00551-01	11	84	FC5-A0050	13	102	J00-00055-1	3	29	J00-15400-1B	3	29
F05-00430-01	11	80	F05-00555	11	84	FC5-A0175	13	102	J00-00055-2	3	29	J00-25030-1	3	29
F05-00430-02	11	80	F05-00555-05	11	84	FC5-A1070	13	103	J00-00060-1	3	29	J00-25030-2	3	29
F05-00441-02	11	81	F05-00559-03	11	84	FC5-A2070	13	103	J00-00060-2	3	29	J00-25035-1	3	29
F05-00442-2	11	81	F05-00559-04	11	84	FC5-A4070	13	103	J00-00065-1	3	29	J00-25035-2	3	29
F05-00442-3	11	80	F05-00563	11	82	FC5-A5070	13	103	J00-00065-2	3	29	J00-25040-1	3	29
F05-00442-4	11	80	F05-00563-03	11	83	FC5-A6070	13	103	J00-00070-1	3	29	J00-25040-2	3	29
F05-00445B	11	80	F05-00606-01	11	83	FC5-B0054	13	103	J00-00070-2	3	29	J00-25045-1	3	29
F05-00452-01	11	83	F05-00606-02	11	83	FC5-B0150	13	102	J00-00075-1	3	29	J00-25045-2	3	29
F05-00456	11	80	F05-00627	11	80	FC5-B0165	13	102	J00-00075-2	3	29	J00-25050-1	3	29
F05-00456-07	11	81	F05-00634	11	84	FC5-B0170	13	102	J00-00080-1	3	29	J00-25050-2	3	29
F05-00456-09	11	80	F05-00634-01	11	84	FC5-B0190	13	102	J00-00080-2	3	29	J00-25055-1	3	29
F05-00457-10	11	80	F05-00637	11	80	FC5-B1070	13	103	J00-00085-1	3	29	J00-25055-2	3	29
F05-00457A	11	80	F05-00637-01	11	80	FC5-B1070A	13	103	J00-00090-1	3	29	J00-25060-1	3	29
F05-00461	11	82	F05-00637-02	11	81	FC5-B2070	13	103	J00-00100-1	3	29	J00-25060-2	3	29
F05-00461-09	11	83	F05-00638	11	85	FC5-B2070A	13	103	J00-00100-2	3	29	J00-25065-1	3	29
F05-00461-23	11	83	F05-00639	11	82	FC5-B4070	13	103	J00-00120-1	3	29	J00-25065-2	3	29
F05-00462-10	11	83	F05-00639-08	11	82	FC5-B4070A	13	103	J00-00120-2	3	29	J00-25070-1	3	29
F05-00466	11	82	F05-00639-18	11	83	FC5-B5070	13	103	J00-00150-1	3	29	J00-25070-2	3	29
F05-00467-01	11	82	F05-00639-19	11	83	FC5-B5070A	13	103	J00-00150-2	3	29	J00-25075-1	3	29
F05-00468-03	11	83	F05-00644-02	11	83	FC5-C0090	13	103	J00-15030-1	3	29	J00-25075-2	3	29
F05-00477	11	82	F05-10028	13	102	FC5-C0240	13	102	J00-15030-2	3	29	J00-25080-1	3	29
F05-00477-02	11	83	F05-10029	13	102	FC5-C0250	13	102	J00-15035-1	3	29	J00-25080-2	3	29
F05-00478	11	84	F05-10030	13	102	FC5-C1070	13	103	J00-15035-2	3	29	J00-25085-1	3	29
F05-00478-01	11	84	F05-10031	13	102	FC5-C2070	13	103	J00-15040-1	3	29	J00-25090-1	3	29
F05-00478-02	11	84	F05-10032	13	102	FC5-C4070	13	103	J00-15040-2	3	29	J00-25090-2	3	29
F05-00478-03	11	84	F06-00014	12	95	FC5-D0350	13	102	J00-15045-1	3	29	J00-25100-1	3	29
F05-00478-22	11	84	F06-00015	12	95	FC5-D1070A	13	103	J00-15045-2	3	29	J00-25100-2	3	29
F05-00479-01	11	84	F06-00016	12	95	FC5-E0500	13	102	J00-15050-1	3	29	J00-25120-1	3	29
F05-00485-02	11	85	F06-00018	12	95	G			J00-15050-2	3	29	J00-25120-2	3	29
F05-00485-03	11	85	F06-00019	12	95				G02-00008-1	2	24	J00-15055-1	3	29
F05-00485-22	11	85	F06-00021	12	95	G02-00008-2	2	24	J00-15055-2	3	29	J00-25150-2	3	29
F05-00488	11	82	F06-00028	12	95	G02-00018A	2	24	J00-15060-1	3	29	J00-40030-1	3	29
F05-00488-14	11	83	F06-00037	12	95	G02-00074	2	24	J00-15060-2	3	29	J00-40030-2	3	29
F05-00490	11	86	F06-00040	12	95	G02-00080	2	24	J00-15065-1	3	29	J00-40035-1	3	29
F05-00490-04	11	86	F06-00053	12	95	G02-10016C	2	24	J00-15065-2	3	29	J00-40035-2	3	29
F05-00490-22	11	86	F06-00054	12	95	G02-20020	2	24	J00-15070-1	3	29	J00-40040-1	3	29
F05-00490-23	11	86	F07-00020	13	101	H			J00-15070-2	3	29	J00-40040-2	3	29
F05-00491-04	11	84	F07-00023	13	101				H05-18700	8	47	J00-15075-1	3	29
F05-00491-11	11	84	F07-00093	13	101	HTREM105	1	7	J00-15075-2	3	29	J00-40045-2	3	29
F05-00499	11	82	FA4-00809	13	97	HTS-99000	2	21	J00-15080-1	3	29	J00-40050-1	3	29
F05-00499-11	11	83	FA4-00811	13	97	HTS-9900-SS	2	21	J00-15080-2	3	29	J00-40050-2	3	29
F05-00499-12	11	83	FA4-00812	13	97				J00-15085-1	3	29	J00-40055-1	3	29
F05-00512	11	86	FA4-00819	13	98							J00-40055-2	3	29

ALPHANUMERIC INDEX

CODE	SECTION	PAGE	CODE	SECTION	PAGE	CODE	SECTION	PAGE	CODE	SECTION	PAGE	CODE	SECTION	PAGE
J00-40060-1	3	29	J06-00158-C	1	12	J06-00252	3	30	J06-00358-01	2	21	J06-00908	9	59
J00-40060-2	3	29	J06-00159	1	12	J06-00253	1	15	J06-00360	2	20	J06-00909	9	59
J00-40065-1	3	29	J06-00161A	1	10	J06-00253NB	1	15	J06-00363	2	20	J06-00910	9	59
J00-40065-2	3	29	J06-00161AS	1	10	J06-00255-5	3	30	J06-00364	2	20	J06-01001	2	20
J00-40070-1	3	29	J06-00162	1	10	J06-00255-7	3	30	J06-00365	2	20	J06-01003	2	20
J00-40070-2	3	29	J06-00164	1	15	J06-00256	3	30	J06-00400	3	34	J06-01006	2	20
J00-40075-1	3	29	J06-00165	1	15	J06-00260	3	30	J06-00401	3	34	J06-01009	2	20
J00-40075-2	3	29	J06-00166	1	15	J06-00260-10	3	30	J06-00402	3	34	J06-01188	1	17
J00-40080-1	3	29	J06-00167	1	15	J06-00261	3	30	J06-00403	3	34	J06-01193	1	17
J00-40080-2	3	29	J06-00168	1	15	J06-00262	3	30	J06-00404	3	34	J06-01193-04	1	17
J00-40085-1	3	29	J06-00169	1	14	J06-00266	1	14	J06-00405	3	34	J06-01194	1	17
J00-40090-1	3	29	J06-00170	1	14	J06-00271A	6	44	J06-00406	3	34	J06-01194-01	1	17
J00-40090-2	3	29	J06-00171	1	14	J06-00271B	6	44	J06-00407	3	34	J06-01195	1	17
J00-40100-1	3	29	J06-00172	1	14	J06-00271C	6	44	J06-00408	3	34	J06-01195-03	1	17
J00-40100-2	3	29	J06-00173	1	14	J06-00271D	6	44	J06-00409	3	34	J06-01196	1	17
J00-40120-1	3	29	J06-00174	1	15	J06-00271E	3	32	J06-00410	3	34	J06-01202	14	105
J00-40120-2	3	29	J06-00175	1	15	J06-00274	1	14	J06-00411	3	34	J06-01206-B	3	35
J00-40150-1	3	29	J06-00176	1	15	J06-00284-11	3	34	J06-00412	3	34	J06-01206-BM	3	35
J00-40150-2	3	29	J06-00177	1	15	J06-00284-12	3	34	J06-00413	3	34	J06-01208-B	3	35
J05-00299	3	30	J06-00178	1	15	J06-00284-13	3	34	J06-00700	3	31	J06-01208-B0	3	35
J05-00315	3	30	J06-00179	1	14	J06-00284-14	3	34	J06-00701	3	31	J06-01208-BM	3	35
J05-00320	3	30	J06-00180	1	14	J06-00284-15	3	34	J06-00702	3	31	J06-01208-M	3	35
J05-00327	3	30	J06-00181	1	14	J06-00284-16	3	34	J06-00703	3	31	J06-01210-B	3	35
J05-00330	3	30	J06-00182	1	14	J06-00289	1	15	J06-00704	3	31	J06-01210-BM	3	35
J05-00331	3	30	J06-00183	1	14	J06-00290-30	3	34	J06-00705	3	31	J06-01210-M	3	35
J05-00332	3	30	J06-00184	1	11	J06-00290-35	3	34	J06-00706	3	31	J06-01212-B	3	35
J05-00333	3	30	J06-00185	1	14	J06-00290-40	3	34	J06-00707	3	31	J06-01212-B0	3	35
J05-00335	3	30	J06-00186	1	14	J06-00290-45	3	34	J06-00708	3	31	J06-01212-BM	3	35
J05-00339	3	30	J06-00188	1	16	J06-00290-50	3	34	J06-00709	3	31	J06-01212-M	3	35
J05-00342	3	30	J06-00202A	9	59	J06-00290-55	3	34	J06-00710	3	31	J06-01214-B	3	35
J05-00343	3	30	J06-00203A	9	59	J06-00290-60	3	34	J06-00711	3	31	J06-01215-B	3	35
J05-00345	3	30	J06-00204A	9	59	J06-00291	1	16	J06-00712	3	31	J06-01215-BM	3	35
J05-00349	3	30	J06-00206A	9	59	J06-00294	3	30	J06-00713	3	31	J06-01215-M	3	35
J05-00350	3	30	J06-00216	9	58	J06-00296	9	58	J06-00714	3	31	J06-01218-B	3	35
J05-00352	3	30	J06-00217	9	58	J06-00299	2	20	J06-00715	3	31	J06-01218-M	3	35
J05-00353	3	30	J06-00218	9	58	J06-00309	2	23	J06-00716	3	31	J06-01220-B	3	35
J06-00101	1	11	J06-00223	9	58	J06-00310	2	21	J06-00717	3	31	J06-01220-B0	3	35
J06-00103A	1	11	J06-00224	9	58	J06-00311	2	21	J06-00718	3	31	J06-01220-BM	3	35
J06-00103-HP	1	10	J06-00225	9	58	J06-00324	1	14	J06-00719	3	31	J06-01220-M	3	35
J06-00103-W	1	10	J06-00226	9	58	J06-00325	1	14	J06-00725	3	31	J06-01220-M3	3	35
J06-00104EZ	1	13	J06-00227	9	59	J06-00326	2	20	J06-00726	3	31	J06-01225-M	3	35
J06-00106	1	12	J06-00228	9	58	J06-00327	2	20	J06-00727	3	31	J06-01228-B	3	35
J06-00106T	1	12	J06-00229	9	58	J06-00330	1	14	J06-00728	3	31	J06-01228-B1	3	35
J06-00113	1	10	J06-00230	9	58	J06-00331	1	14	J06-00729	3	31	J06-01231-M	3	35
J06-00115A	1	16	J06-00233	9	58	J06-00332	1	14	J06-00737	3	32	J06-01412	3	35
J06-00119-HP	1	11	J06-00234	9	58	J06-00333	1	14	J06-00738	3	32	J06-01445	3	35
J06-00121	1	10	J06-00235	9	58	J06-00339	2	20	J06-00739	3	32	J06-01455	3	35
J06-00123A	1	14	J06-00236	9	58	J06-00340	2	20	J06-00740	3	32	J06-01455-R	3	35
J06-00125	1	11	J06-00237	9	58	J06-00342-01	5	43	J06-00741	3	32	J06-01460	3	35
J06-00135A	1	11	J06-00238	9	58	J06-00343-01	5	43	J06-00742	3	32	J06-01475	3	35
J06-00151	1	12	J06-00239	9	58	J06-00345-45	3	30	J06-00743	3	32	J06-01480	3	35
J06-00154	1	11	J06-00244	9	59	J06-00345-55	3	30	J06-00752	3	31	J06-01480-R	3	35
J06-00156	1	11	J06-00246	9	58	J06-00347	9	58	J06-00753	3	31	J06-01845	3	35
J06-00158	1	12	J06-00247	9	58	J06-00350	2	21	J06-00754	3	31	J06-01855	3	35
J06-00158-B	1	13	J06-00249	3	29	J06-00350-01	2	21	J06-00755	3	31	J06-01855-R	3	35

ALPHANUMERIC INDEX

CODE	SECTION	PAGE	CODE	SECTION	PAGE	CODE	SECTION	PAGE	CODE	SECTION	PAGE	CODE	SECTION	PAGE
J06-03812	3	35	J06-99411	3	34	J06-A0268G45	3	33	JA0-00065-2	3	28	JA0-25065-1	3	28
J06-03814	3	35	J06-99412	3	34	J06-A0268G5	3	33	JA0-00070-1	3	28	JA0-25065-2	3	28
J06-03840	3	35	J06-99413	3	34	J06-A0268G55	3	33	JA0-00070-2	3	28	JA0-25070-1	3	28
J06-03855	3	35	J06-995253	1	14	J06-A0268G6	3	33	JA0-00075-1	3	28	JA0-25070-2	3	28
J06-03885	3	35	J06-99700	3	31	J06-B0265-01	3	30	JA0-00075-2	3	28	JA0-25075-1	3	28
J06-05253	1	14	J06-99701	3	31	J06-B0265-02	3	30	JA0-00080-1	3	28	JA0-25075-2	3	28
J06-25514	3	30	J06-99702	3	31	J06-B0265-45	3	30	JA0-00080-2	3	28	JA0-25080-1	3	28
J06-99001	1	10	J06-99703	3	31	J06-B0265-55	3	30	JA0-00085-1	3	28	JA0-25080-2	3	28
J06-99001-HP	1	10,11	J06-99704	3	31	J06-DK030	3	33	JA0-00085-2	3	28	JA0-25085-1	3	28
J06-99002	3	30	J06-99705	3	31	J06-DK035	3	33	JA0-00090-1	3	28	JA0-25085-2	3	28
J06-99007	1	10	J06-99706	3	31	J06-DK045	3	33	JA0-00090-2	3	28	JA0-25090-1	3	28
J06-99008	9	58	J06-99707	3	31	J06-DK055	3	33	JA0-00100-1	3	28	JA0-25090-2	3	28
J06-99103-W	1	10	J06-99708	3	31	J06-DK070	3	33	JA0-00100-2	3	28	JA0-25100-1	3	28
J06-99106	1	12	J06-99709	3	31	J06-DKP66039	2	21	JA0-15030-1	3	28	JA0-25100-2	3	28
J06-99125	1	11	J06-99725	3	31	J06-DKP66059	2	21	JA0-15030-2	3	28	JA0-40030-1	3	28
J06-99135	1,2	10,11	J06-99726	3	31	J06-DKP66089	2	21	JA0-15035-1	3	28	JA0-40030-2	3	28
J06-99151	1	12	J06-99727	3	31	J06-IDK010	3	33	JA0-15035-2	3	28	JA0-40035-1	3	28
J06-99154	1	11	J06-99728	3	31	J06-IDK035	3	33	JA0-15040-1	3	28	JA0-40035-2	3	28
J06-99158	1	12	J06-99729	3	32	J06-IDK040	3	33	JA0-15040-2	3	28	JA0-40040-1	3	28
J06-99159	1	12	J06-99730	3	32	J06-IDK045	3	33	JA0-15045-1	3	28	JA0-40040-2	3	28
J06-99162	1,2	10,23	J06-99731	3	32	J06-IDK055	3	33	JA0-15045-2	3	28	JA0-40045-1	3	28
J06-99194	1	11	J06-99732	3	32	J06-IDK070	3	33	JA0-15050-1	3	28	JA0-40045-2	3	28
J06-99202A-1	9	59	J06-99733	3	32	J06-IDK080	3	33	JA0-15050-2	3	28	JA0-40050-1	3	28
J06-99253	1	15	J06-99734	3	32	J06-IDK090	3	33	JA0-15055-1	3	28	JA0-40050-2	3	28
J06-99253A	1	15	J06-99735	3	32	J07-00111	2	20	JA0-15055-2	3	28	JA0-40055-1	3	28
J06-99265D3	3	33	J06-99736	3	32	J07-00111-03	2	20	JA0-15060-1	3	28	JA0-40055-2	3	28
J06-99265D35	3	33	J06-99752	3	32	J08-99435-2	3	28	JA0-15060-2	3	28	JA0-40060-1	3	28
J06-99265D4	3	33	J06-99753	3	32	J08-99440-2	3	28	JA0-15065-1	3	28	JA0-40060-2	3	28
J06-99265D45	3	33	J06-99754	3	32	J08-99445-2	3	28	JA0-15065-2	3	28	JA0-40065-1	3	28
J06-99265D5	3	33	J06-99755	3	32	J08-99450-2	3	28	JA0-15070-1	3	28	JA0-40065-2	3	28
J06-99265D55	3	33	J06-99DK030	3	33	J08-99455-2	3	28	JA0-15070-2	3	28	JA0-40070-1	3	28
J06-99265D6	3	33	J06-99DK035	3	33	J08-99460-2	3	28	JA0-15075-1	3	28	JA0-40070-2	3	28
J06-99265D7	3	33	J06-99DK045	3	33	J08-99465-2	3	28	JA0-15075-2	3	28	JA0-40075-1	3	28
J06-99265D8	3	33	J06-99DK055	3	33	J08-99535-2	3	28	JA0-15080-1	3	28	JA0-40075-2	3	28
J06-99266	1	14	J06-99DK070	3	33	J08-99540-2	3	28	JA0-15080-2	3	28	JA0-40080-1	3	28
J06-99268G3	3	33	J06-99IDK010	3	33	J08-99545-2	3	28	JA0-15085-1	3	28	JA0-40080-2	3	28
J06-99268G35	3	33	J06-99IDK035	3	33	J08-99550-2	3	28	JA0-15085-2	3	28	JA0-40085-1	3	28
J06-99268G4	3	33	J06-99IDK040	3	33	J08-99555-2	3	28	JA0-15090-1	3	28	JA0-40085-2	3	28
J06-99268G45	3	33	J06-99IDK045	3	33	J08-99560-2	3	28	JA0-15090-2	3	28	JA0-40090-1	3	28
J06-99268G5	3	33	J06-99IDK055	3	33	J08-99565-2	3	28	JA0-15100-1	3	28	JA0-40090-2	3	28
J06-99268G55	3	33	J06-99IDK070	3	33	JA0-00030-1	3	28	JA0-15100-2	3	28	JA0-40100-1	3	28
J06-99268G6	3	33	J06-99IDK080	3	33	JA0-00030-2	3	28	JA0-25030-1	3	28	JA0-40100-2	3	28
J06-99289	1	15	J06-99IDK090	3	33	JA0-00035-1	3	28	JA0-25030-2	3	28	JA0-65400-2B	3	29
J06-99289A	1	15	J06-A0265D3	3	33	JA0-00035-2	3	28	JA0-25035-1	3	28	JA0-HX101010	3	32
J06-99400	3	34	J06-A0265D35	3	33	JA0-00040-1	3	28	JA0-25035-2	3	28	JA0-HX10910	3	32
J06-99401	3	34	J06-A0265D4	3	33	JA0-00040-2	3	28	JA0-25040-1	3	28	JA0-HX212	3	32
J06-99402	3	34	J06-A0265D45	3	33	JA0-00045-1	3	28	JA0-25040-2	3	28	JA0-HX222	3	32
J06-99403	3	34	J06-A0265D5	3	33	JA0-00045-2	3	28	JA0-25045-1	3	28	JA0-HX232	3	32
J06-99404	3	34	J06-A0265D55	3	33	JA0-00050-1	3	28	JA0-25045-2	3	28	JA0-HX323	3	32
J06-99405	3	34	J06-A0265D6	3	33	JA0-00050-2	3	28	JA0-25050-1	3	28	JA0-HX333	3	32
J06-99406	3	34	J06-A0265D7	3	33	JA0-00055-1	3	28	JA0-25050-2	3	28	JA0-HX343	3	32
J06-99407	3	34	J06-A0265D8	3	33	JA0-00055-2	3	28	JA0-25055-1	3	28	JA0-HX434	3	32
J06-99408	3	34	J06-A0268G3	3	33	JA0-00060-1	3	28	JA0-25055-2	3	28	JA0-HX444	3	32
J06-99409	3	34	J06-A0268G35	3	33	JA0-00060-2	3	28	JA0-25060-1	3	28	JA0-HX454	3	32
J06-99410	3	34	J06-A0268G4	3	33	JA0-00065-1	3	28	JA0-25060-2	3	28	JA0-HX545	3	32

ALPHANUMERIC INDEX

CODE	SECTION	PAGE	CODE	SECTION	PAGE	CODE	SECTION	PAGE	CODE	SECTION	PAGE	CODE	SECTION	PAGE	
JA0-HX555	3	32	JA6-00369	1	16	K02-03222A2	1	4	N06-00057	10	63	N06-33983	10	64	
JA0-HX565	3	32	JA6-00370	1	16	K02-03228A2	1	4	N06-00060	10	63	N06-34052	10	64	
JA0-HX656	3	32	JA6-00371	1	16	K02-03234A2	1	4	N06-00061	10	63	N06-34053	10	64	
JA0-HX666	3	32	JA6-00372	1	16	K02-03238A2	1	4	N06-00062	10	63	N06-34056	10	64	
JA0-HX676	3	32	JA6-00373	1	10	K02-03248A2	1	4	N06-00068	10	63	N06-34062	10	65	
JA0-HX767	3	32	JA6-00374	1	13	K02-04150E1	1	5	N06-00072	10	63	N06-34260	10	65	
JA0-HX777	3	32	JA6-00391	1	14	K02-04150E7	1	5	N06-00084	10	63	N06-34262	10	65	
JA0-HX787	3	32	JA6-00446	1	16	K02-04150MC	1	4	N06-00097	10	63	N06-34668	10	65	
JA0-HX878	3	32	JA6-00464	2	20	K02-04218A2	1	4	N06-06100	10	77	N06-34920	10	65	
JA0-HX888	3	32	JA6-00464	2	20	K02-04229A2	1	4	N06-06107	10	77	N06-76933	10	65	
JA0-HX898	3	32	JA6-99132	1	12	K02-21100M36	1	5	N06-120220	10	65	N07-00006	10	68	
JA0-HX9109	3	32	JA6-99142	1	11	K02-31100-82	1	5	N06-30023	10	64	N07-00006-LH	10	68	
JA0-HX989	3	32	JA6-99160	1	12	K02-31100B33	1	5	N06-30059	10	64	N07-00007	10	68	
JA0-HX999	3	32	JA6-99265D10	3	33	K02-31100B63	1	5	N06-30067	10	64	N07-00009	10	68	
JA6-00111	1	15	JA6-99276	1	13	K02-31100E29	1	5	N06-30202	10	64	N07-00024	10	68	
JA6-00113	1	15	JA6-99315	2	21	K02-31100E33	1	6	N06-30219	10	64	N07-00026	10	68	
JA6-00115	1	15	JA6-99374	1	13	K02-31100E4	1	5	N06-30220	10	64	N07-00030	10	68	
JA6-00116	1	15	JA6-99446	1	16	K02-31100E43	1	6	N06-30221	10	64	N07-00031	10	68	
JA6-00117	1	15	JA6-A0265D10	3	33	K02-31100E5	1	5	N06-30222	10	64	N07-00032	10	68	
JA6-00131	1	11	K			K02-31100E69	1	6	N06-30223	10	64	N07-00033	10	68	
JA6-00132	1	12		K02-31100K33	1	6	K02-31100MC	1	4	N06-30224	10	64	N07-00041	10	68
JA6-00132B	1	12		K02-02150M36	1	5	K02-31150E4	1	5	N06-30305	10	64	N07-00046	10	68
JA6-00135	1	16		K02-02175M36	1	5	K02-31150E69	1	6	N06-30397	10	64	N07-00047	10	68
JA6-00142	1	11		K02-03103E33	1	4	K02-41100E1	1	5	N06-30431	10	64	N07-00050	10	68
JA6-00143	1	11		K02-03103E5	1	4	K02-41100E7	1	5	N06-30449	10	64	N07-00053	10	68
JA6-00144	14	105		K02-03106E33	1	4	K02-41100MC	1	4	N06-30488	10	64	N07-00054	10	68
JA6-00145	14	105		K02-03106E5	1	4	K08-02125F47	14	105	N06-30610	10	64	N07-00056	10	68
JA6-00146	14	105		K02-03110E33	1	4	K08-02150B46	14	105	N06-30611	10	64	N07-00057	10	68
JA6-00160	1	12		K02-03110E5	1	4	K21-02214-1/4	10	76	N06-30613	10	64	N07-00065	10	68
JA6-00164	1	15		K02-03115E33	1	4	K21-02214-10mm	11	82	N06-30623	10	64	N07-00066	10	68
JA6-00165	1	16		K02-03115E5	1	4	K21-02214-12mm	11	82	N06-30629	10	64	N07-00072	10	68
JA6-00176	14	105		K02-03125B63	1	5	K21-02214-14mm	11	82	N06-30641	10	64	N07-00075	10	69
JA6-00177	14	105		K02-03125E29	1	5	K21-02214-16mm	11	82	N06-30645	10	64	N07-00080	10	69
JA6-00179	1	12		K02-03125E33	1	6	K21-02214-20mm	11	82	N06-30651	10	64	N07-00085	10	69
JA6-00182	1	15		K02-03125E43	1	6	K21-02214-3/8	10	76	N06-30653	10	64	N07-00090	10	69
JA6-00187	1	16		K02-03125E5	1	5	K23	1	4	N06-30659	10	64	N07-00091	10	69
JA6-00188	1	11		K02-03150-82	1	5	K26	1	4	N06-30660	10	64	N07-00092	10	69
JA6-00189	1	13		K02-03150B33	1	5	K33-100	1	4	N06-30661	10	64	N07-00104	10	69
JA6-00189-B	1	13		K02-03150B63	1	5	K33-200	1	4	N06-30683	10	64	N07-00111	10	69
JA6-00203	3	30		K02-03150E29	1	5	K33-50	1	4	N06-30686	10	64	N07-00121	10	69
JA6-00218	9	58		K02-03150E33	1	6	K60-100	1	4	N06-30687	10	64	N07-00122	10	69
JA6-00219	9	58		K02-03150E4	1	5	K60-200	1	4	N06-30798	10	64	N07-00162	10	69
JA6-00220	9	58		K02-03150E43	1	6	K60-50	1	4	N06-30799	10	64	N07-00165	10	69
JA6-00221	9	58	K02-03150E5	1	5	K75-100	1	4	N06-30820	10	64	N07-00168	10	69	
JA6-00223	9	59	K02-03150E69	1	6	K75-200	1	4	N06-30821	10	64	N07-00179	10	69	
JA6-00226	9	59	K02-03150K33	1	6	K75-50	1	4	N06-30860	10	64	N07-00180	10	69	
JA6-00273	1	13	K02-03150MC	1	4	KIT-NOZWALL4	3	28	N06-30913	10	64	N07-00224	10	69	
JA6-00274	1	13	K02-03175B33	1	5	N			N06-30914	10	64	N07-00224-LH	10	69	
JA6-00276	1	13	K02-03175B63	1	5		N06-30915	10	64	N06-30915	10	64	N07-00225	10	69
JA6-00288	1	11	K02-03175E29	1	5		N06-33060	10	64	N06-33062	10	64	N07-00225-LH	10	69
JA6-00294	1	10	K02-03175E33	1	6		N06-00027	10	63	N06-33063	10	64	N07-00239	10	69
JA6-00296	1	16	K02-03175E43	1	6		N06-00032	10	63	N06-33630	10	64	N07-00261A	10	75
JA6-00315	2	21	K02-03175E5	1	5		N06-00037	10	63	N06-33799	10	64	N07-00273	10	75
JA6-00315-01	2	21	K02-03212A2	1	4		N06-00038	10	63	N06-33820	10	64	N07-00289A	10	75
			K02-03216A2	1	4		N06-00056	10	63	N06-33822	10	64	N07-00293	10	75

ALPHANUMERIC INDEX

CODE	SECTION	PAGE	CODE	SECTION	PAGE	CODE	SECTION	PAGE	CODE	SECTION	PAGE	CODE	SECTION	PAGE
N07-00294	10	75	N07-99031	10	73	N07-99109	10	74	N09-00043	10	60	N09-992799	10	62
N07-00309	10	69	N07-99032	10	73	N07-99112	10	74	N09-00048	10	60	N09-992858	10	62
N07-00311	10	69	N07-99037	10	73	N07-99113	10	74	N09-00049	10	60	N09-992864	10	62
N07-00312	10	75	N07-99038	10	73	N07-99115	10	74	N09-00050	10	60	N09-992871	10	62
N07-00313	10	75	N07-99039	10	73	N07-99118	10	74	N09-00053	10	60	N09-992874	10	62
N07-00314	10	75	N07-99040	10	73	N07-99119	10	74	N09-00053-LH	10	60	N09-992875	10	62
N07-00322	10	69	N07-99041	10	73	N07-99120	10	74	N09-00059	10	60	N09-ALQC14PVT	4	37
N07-00327	10	69	N07-99042	10	73	N07-99121	8,10	55,74	N09-00066	10	60	N09-OILCA	10	77
N07-100316	10	76	N07-99043	10	73	N07-99122	10	74	N09-00071	10	60	N09-OILCA-1	10	77
N07-100317	10	76	N07-99044	10	73	N07-99123	10	74	N09-00196	14	105	N16-00001	10	66
N07-10040	10	72	N07-99047	10	73	N07-99124	10	74	N09-00201	10	75	N16-00006	10	66
N07-12040	10	72	N07-99048	10	73	N07-99127	10	74	N09-00202	10	75	N16-00009	10	66
N07-13040	10	72	N07-99051	10	73	N07-99130	10	74	N09-991815	10	62	N16-00011	10	66
N07-20040	10	72	N07-99052	10	73	N07-99131	10	74	N09-991816	10	62	N16-00013	10	66
N07-2560001	3	29	N07-99057	10	73	N07-99139	10	74	N09-991828	10	62	N16-00014	10	66
N07-28040	10	72	N07-99058	8,10	55,73	N07-99140	10	74	N09-991829	10	62	N16-00015	10	66
N07-31040	10	72	N07-99059	8,10	55,73	N07-99141	10	74	N09-991842	10	62	N16-00019	10	66
N07-32040	10	72	N07-99060	8,10	55,73	N07-99148	10	74	N09-991844	10	62	N16-00021	10	66
N07-40040	10	72	N07-99061	8,10	55,73	N07-99149	10	74	N09-991847	10	62	N16-00028	10	66
N07-44040	10	72	N07-99062	10	73	N07-99150	10	74	N09-991848	10	62	N16-00029	10	66
N07-47040	10	72	N07-99063	10	73	N07-99151	10	74	N09-991853	10	62	N16-00030	10	66
N07-70040	10	72	N07-99064	10	73	N07-99153	10	74	N09-991854	10	62	N16-00031	10	66
N07-80040	10	72	N07-99065	10	73	N07-99154	10	74	N09-991855	10	62	N16-00032	10	67
N07-99001	10	72	N07-99066	10	73	N07-99156	10	74	N09-991856	10	62	N16-00035	10	67
N07-99002	10	72	N07-99067	10	73	N07-99159	10	74	N09-991857	10	62	N16-00037	10	67
N07-99003	10	72	N07-99069	10	73	N07-99160	10	74	N09-991860	10	62	N16-00080	10	67
N07-99004	10	72	N07-99070	8,10	55,73	N07-99161	10	74	N09-991864	10	62	N16-00091	10	67
N07-99004F	10	72	N07-99071	10	73	N07-99164	10	74	N09-991872	10	62	N16-50110184	10	67
N07-99005	10	72	N07-99072	10	73	N07-99165	10	74	N09-991874	10	62	N16-81021801	10	77
N07-99006	10	72	N07-99074	10	73	N07-99166	10	75	N09-991877	10	62	N16-990011	10	67
N07-99006A	10	72	N07-99076	10	73	N07-99167	10	75	N09-991880	10	62	N16-990014	10	67
N07-99007	10	72	N07-99077	10	73	N07-99169	10	75	N09-991887	10	62	N16-990035	10	67
N07-99008	10	72	N07-99078	10	73	N07-99170	10	75	N09-991890	10	62	N16-990037	10	67
N07-99008HP	10	72	N07-99079	10	73	N07-99171	10	75	N09-992031	10	62	N16-990038	10	67
N07-99010	10	72	N07-99080	10	73	N07-99172	10	75	N09-992520	10	62	N16-990039	10	67
N07-99011	10	72	N07-99081	10	73	N07-99173	10	75	N09-992542	10	62	N16-990064	10	67
N07-99012	10	72	N07-99082	10	74	N07-99174	10	75	N09-992544	10	62	N16-990071	10	67
N07-99012HP	10	72	N07-99083	10	74	N07-99175	10	75	N09-992546	10	62	N16-990072	10	67
N07-99014	10	72	N07-99084	10	74	N07-99176	10	75	N09-992547	10	62	N16-990073	10	67
N07-99016	10	72	N07-99085	10	74	N07-99181	10	75	N09-992548	10	62	N16-990074	10	67
N07-99017	10	72	N07-99086	10	74	N07-99182	10	75	N09-992609	10	62	N16-990077	10	67
N07-99019	10	72	N07-99087	10	74	N07-OILCA	10	77	N09-992624	10	62	N16-990092	10	67
N07-99019HP	10	72	N07-99088	10	74	N07-OILCA-1	10	77	N09-992628	10	62	N16-990143	10	67
N07-99020	10	73	N07-99088HP	10	74	N07-OILCA-2	10	77	N09-992629	10	62	N16-990631	10	67
N07-99021	10	73	N07-99089	10	74	N09-00002	10	60	N09-992726	10	62			
N07-99022	10	73	N07-99090	10	74	N09-00008	10	60	N09-992740	10	62			
N07-99023	10	73	N07-99092	10	74	N09-00016	10	60	N09-992741	10	62			
N07-99024	10	73	N07-99094	10	74	N09-00018	10	60	N09-992748	10	62			
N07-99025	10	73	N07-99095	10	74	N09-00027	10	60	N09-992780	10	62			
N07-99026	10	73	N07-99096	10	74	N09-00028	10	60	N09-992781	10	62			
N07-99027	10	73	N07-99097	10	74	N09-00035	10	60	N09-992782	10	62			
N07-99028	10	73	N07-99102	10	74	N09-00036	10	60	N09-992784	10	62			
N07-99028HP	10	73	N07-99103	10	74	N09-00037	10	60	N09-992786	10	62			
N07-99029	10	73	N07-99105	10	74	N09-00041	10	60	N09-992787	10	62			

P

PBOX-99000 2 25

R

R02-00044	11	88
R02-00231	11	88
R02-00232	11	88
R02-00233	11	88
R02-00234	11	88
R02-00235	11	88

ALPHANUMERIC INDEX

CODE	SECTION	PAGE	CODE	SECTION	PAGE	CODE	SECTION	PAGE	CODE	SECTION	PAGE	CODE	SECTION	PAGE
R02-00236	11	88	R03-00756	11	87	REEL-ALKA38300-E	1	7	S03-00427	12	96	V00-173217	12	89
R02-00237	11	88	R03-00757	11	87	REEL-ALPK38100	1	7	S03-00444	12	96	V00-173340	12	89
R02-00238	11	88	R03-00759	11	87	REEL-ALPK38200	1	7	S03-00445	12	96	V00-173341	12	89
R02-00239	11	88	R03-00764	11	87	REEL-D30001	1	7	S03-00450	12	96	V00-17339	12	89
R02-00242	11	88	R03-00774	11	87	REEL-D30002	1	7	S03-00450-01	12	96	V00-17345	12	89
R02-00243	11	88	R03-00780	11	87	REEL-D30004	1	7	S03-00450A	12	96	V00-17365-2	12	89
R02-00246	11	88	R03-00784	11	87	REEL-D30006	1	7	S03-00460	12	95	V00-17367-2	12	89
R02-00247	11	88	R03-00794	11	87	REEL-DHR50100D	1	8	S03-00461	12	95	V00-17379-2	12	89
R02-00248	11	88	R03-00828	11	87	REEL-DHR50150D	1	8	SCBE-004	2	19	V00-17391	12	89
R02-00424-II	11	88	R03-00830	11	87	REEL-DHRA50150-2	5	42	SCBE-005	2	19	V00-20288	12	93
R02-00427-II	11	88	R03-00832	11	87	REEL-DHRA50150SS	1	7	SCBF-002	2	18	V00-20289	12	93
R02-00428-II	11	88	R03-00832-1	11	87	REEL-DHRA50300SS	1	7	SCBF-005	2	18	V00-20358	12	90
R02-00430-II	11	88	R03-00950	11	87	REEL-DHRA50450SS	1	7	SC-FLABB200	2	19	V00-20372	12	89
R02-00431-II	11	88	R03-00953	11	87	REEL-DHRW50200	1	8	SC-FLAER300	2	19	V00-21126	12	90
R02-00734	11	88	R03-00980	11	88	REEL-GAO2901	5	42	SC-FLAH520	2	19	V00-21126M	12	90
R02-00735	11	88	R03-07104	11	87	REEL-GAS0291	5	42	SC-FLAH750	2	19	V00-21153	12	90
R02-00745	11	88	R03-07120	11	87	REEL-GAS0301	5	42	SC-FLCR750	2	19	V00-21173U	12	92
R02-00746	11	88	R03-75100	11	87	REELK0101061	1	7	SC-FLOR520ALK	2	19	V00-21427	12	93
R02-00748	11	88	R03-75110	11	87	S			SC-HUR520	2	18	V00-23000-002	12	90
R02-00749	11	88	R04-00001	11	88				S03-00110	12	95	SCSE-001	2	19
R03-00041	11	87	R04-00002	11	88	S03-00120	12	95	SCSE-002	2	19	V00-24001-KITM	12	90
R03-00049	11	87	R04-00003	11	88	S03-00121	12	95	SC-UCC21	2	18	V00-30535-43	12	89
R03-00128	11	87	R04-00004	11	88	S03-00124	12	95	U			V00-30540-07	12	89
R03-00130	11	87	R04-00006	11	88	S03-00130	12	95				UCW-99001	2	18
R03-00132	11	87	R04-00006-1	11	88	S03-00131	12	95	V			V00-31156	12	90
R03-00139	11	87	R04-00007-H	11	88	S03-00131	12	95				V00-60101-1	12	93
R03-00332-B	11	87	R04-00008-H	11	88	S03-00140	12	95	V00-02668	12	89	V00-99001	12	93
R03-00339	11	87	R04-00010	11	88	S03-00141	12	95	V00-02669	12	89	V00-99002	12	93
R03-00639	11	87	R04-00012	11	88	S03-00150	12	95	V00-05251	12	93	V00-99006	12	93
R03-00641	11	87	R04-00135	11	88	S03-00151	12	95	V00-101317001	12	93	V00-99006	12	93
R03-00644	11	87	R04-00335	11	88	S03-00160	12	95	V00-12484	12	89	V00-A2VD7119	12	91
R03-00646-1	11	87	REEL-01401400	5	43	S03-00161	12	95	V00-12574	12	89	V03-21344U	12	92
R03-00649	11	87	REEL-01401404	5	43	S03-00186	12	95	V00-12945	12	89	V03-2900U	12	92
R03-00651	11	87	REEL-01401409	5	43	S03-00188	12	95	V00-13003	12	89	V03-51776U	12	92
R03-00656	11	87	REEL-01401429	5	43	S03-00190	12	95	V00-13038	12	89	V04-00302-01	6	44
R03-00659	11	87	REEL-01401430	5	43	S03-00284	12	95	V00-13279	12	89	V04-00308	6	44
R03-00661	11	87	REEL-01401436	5	43	S03-00285	12	95	V00-13645	12	91	V04-00308-01	6	44
R03-00664	11	87	REEL-01401449	5	43	S03-00287	12	95	V00-13645	12	91	V04-00308-05	6	44
R03-00669	11	87	REEL-01401479	5	43	S03-00287	12	95	V00-14159	12	89	V04-00308-K	6	44
R03-00671	11	87	REEL-02652	5	42	S03-00400	12	96	V00-14160	12	89	V04-00314	6	44
R03-00674	11	87	REEL05060501	1	4	S03-00400-01	12	96	V00-14283	12	91	V04-00314-3	6	44
R03-00679	11	87	REEL-100887	5	42	S03-00400-LP	12	96	V00-14375	12	91	V04-00315	6	44
R03-00690	11	88	REEL-2100531	1	8	S03-00408	12	96	V00-14732RH	12	89	V04-00401	12	95
R03-00730	11	87	REEL-2103261	5	42	S03-00409	12	96	V00-147342LH	12	89	V04-00410	12	96
R03-00732	11	87	REEL-85402005	5	42	S03-00411	12	96	V00-173119	12	89	V04-00411	12	96
R03-00734	11	87	REEL-9901401404	5	43	S03-00412	12	96	V00-173133	12	89	V0B-21805U	12	92
R03-00739	11	87	REEL-9901401409	5	43	S03-00414	12	96	V00-173139	12	89	V0B-2184402U	12	91
R03-00741	11	87	REEL-9901401430	5	43	S03-00415	12	96	V00-173173	12	89	V0B-2184403U	12	91
R03-00744	11	87	REEL-9901401436	5	43	S03-00421	12	96	V00-173177	12	89	V0B-2184404U	12	91
R03-00745	11	87	REEL-9901401479	5	43	S03-00422	12	96	V00-173185	12	89	V0B-22825U	12	92
R03-00746	11	87	REEL-A5030012-1	1	7	S03-00423	12	96	V00-173187	12	89	V0B-2364U	12	92
R03-00747	11	87	REEL-ALKA38150	1	8	S03-00423-A	12	96	V00-173189	12	89	V0B-51771U	12	92
R03-00749	11	87	REEL-ALKA38150-E	1	7	S03-00423-B	12	96	V00-173191	12	89	V0B-51778U	12	92
R03-00754	11	87	REEL-ALKA38300	1	8	S03-00425	12	96	V00-173201	12	89	V0B-51824U	12	92
						S03-00426	12	96						

ALPHANUMERIC INDEX

CODE	SECTION	PAGE	CODE	SECTION	PAGE	CODE	SECTION	PAGE	CODE	SECTION	PAGE	CODE	SECTION	PAGE
V0B-51825U	12	92	V13-00653	12	91	V6.00 60DB	12	94	W02-10057-8*	5	41	W04-34135-A	4	36
V0B-51827U	12	92	V13-00654	12	91	V6.00 80DA	12	94	W02-10058-8*	5	41	W04-34155-A	4	36
V0B-51836U	12	92	V13-00664	12	91	V6.00 80DB	12	94	W02-10059-48*	5	41	W04-34231-A	4	37
V0B-51838U	12	92	V2.00 60DB	12	94	V6.00 90DA	12	94	W02-10060	5	41	W04-34234-A	4	36
V0B-51842U	12	92	V2.00 80DA	12	94	V6.00 90DB	12	94	W02-10074-8*	5	41	W04-34235-A	4	36
V0B-51868U	12	92	V2.00 80DB	12	94	V6.50 80DB	12	94	W02-10078-P	5	41	W04-51151-B	4	37
V0B-5199701U	12	92	V2.00 90DA	12	94	W			W04-11111-B	4	37	W04-51154-B	4	36
V0B-5199702U	12	92	V2.00 90DB	12	94				W04-13211-A	4	37	W04-51251-B	4	37
V0B-5199707U	12	92	V2.25 80DA	12	94	W02-00031	5	41	W04-14111-A	4	37	W04-51254-B	4	36
V0B-5199708U	12	92	V2.25 80DB	12	94	W02-00032	5	41	W04-14211-A	4	37	W04-53151-B	4	37
V0B-52145U	12	92	V2.25 90DA	12	94	W02-00033	5	41	W04-21121-B	4	37	W04-53155-A	4	36
V0B-52146U	12	92	V2.25 90DB	12	94	W02-00036	5	41	W04-21124-B	4	36	W04-53155-B	4	36
V0B-578730	12	92	V2.50 80DA	12	94	W02-00038	5	41	W04-21125-B	4	36	W04-53251-A	4	37
V0B-7435U	12	92	V2.50 80DB	12	94	W02-00063-C	4	37	W04-21221-B	4	37	W04-53251-B	4	37
V1.00 60DB	12	94	V2.50 90DA	12	94	W02-00063-C1	4	37	W04-21224-B	4	36	W04-53255-A	4	36
V1.00 80DB	12	94	V2.50 90DB	12	94	W02-00063-V	4	37	W04-21225-B	4	36	W04-53255-B	4	36
V1.00 90DA	12	94	V2.75 80DA	12	94	W02-00063-V1	4	37	W04-23121-B	4	37	W04-54151-A	4	37
V1.00 90DB	12	94	V2.75 80DB	12	94	W02-00067-C	4	37	W04-23124-B	4	36	W04-54154-A	4	36
V1.10 80DA	12	94	V2.75 90DA	12	94	W02-00067-C1	4	37	W04-23125-A	4	36	W04-54251-A	4	37
V1.10 80DB	12	94	V2.75 90DB	12	94	W02-00067-V	4	37	W04-23125-B	4	36	W04-54254-A	4	36
V1.10 90DA	12	94	V-23101-M	12	90	W02-00067-V1	4	37	W04-23125-BC	4	36	W04-71171-B	4	37
V1.10 90DB	12	94	V-23103-M	12	90	W02-00071-C	4	37	W04-23221-A	4	37	W04-71271-B	4	37
V1.25 60DB	12	94	V-24003-001	12	90	W02-00071-C1	4	37	W04-23221-B	4	37	W04-74171-A	4	37
V1.25 70DA	12	94	V-24004-001	12	90	W02-00071-V	4	37	W04-23224-A	4	36	W04-74271-A	4	37
V1.25 80DA	12	94	V-24006-001	12	90	W02-00071-V1	4	37	W04-23224-B	4	36	W05-14121-A	14	105
V1.25 80DB	12	94	V3.00 80DA	12	94	W02-00085	5	41	W04-23225-A	4	36	W05-14121-B	14	105
V1.25 90DA	12	94	V3.00 80DB	12	94	W02-00089	5	41	W04-23225-BC	4	36	W05-14131-A	14	105
V1.25 90DB	12	94	V3.00 90DA	12	94	W02-10016-8	5	41	W04-24121-A	4	37	W05-14131-B	14	105
V1.35 80DA	12	94	V3.00 90DB	12	94	W02-10018-8*	5	40	W04-24124-A	4	36	W05-14221-A	14	105
V1.35 80DB	12	94	V3.25 80DA	12	94	W02-10019-8*	5	40	W04-24125-A	4	36	W05-14221-B	14	105
V1.35 90DA	12	94	V3.25 80DB	12	94	W02-10020-8*	5	40	W04-24221-A	4	37	W05-14231-A	14	105
V1.35 90DB	12	94	V3.25 90DA	12	94	W02-10021-8*	5	40	W04-24224-A	4	36	W05-14231-B	14	105
V1.50 70DA	12	94	V3.25 90DB	12	94	W02-10022-8*	5	40	W04-24225-A	4	36	Y		
V1.50 80DA	12	94	V3.50 80DA	12	94	W02-10022-P	5	41	W04-31131-B	4	37			
V1.50 80DB	12	94	V3.50 80DB	12	94	W02-10023-8*	5	40	W04-31134-B	4	36	Y01-00017	7	46
V1.50 90DA	12	94	V3.50 90DA	12	94	W02-10024-8*	5	40	W04-31135-B	4	36	Y01-00123	10	76
V1.50 90DB	12	94	V3.50 90DB	12	94	W02-10025-8*	5	40	W04-31231-B	4	37	Y01-00123A	10	76
V1.65 80DA	12	94	V-30537-003	12	89	W02-10025-P	5	41	W04-31234-B	4	36	Y01-99001	7	46
V1.65 80DB	12	94	V4.00 80DA	12	94	W02-10026-8*	5	41	W04-31235-B	4	36	Y01-99004	7	46
V1.65 90DA	12	94	V4.00 80DB	12	94	W02-10027-8*	5	40	W04-33131-B	4	37	Y02-00001	7	46
V1.65 90DB	12	94	V4.00 90DA	12	94	W02-10028-8*	5	40	W04-33134-A	4	36	Y02-00002	7	46
V1.75 80DA	12	94	V4.00 90DB	12	94	W02-10029-8*	5	40	W04-33134-B	4	36	Y02-00003	7	46
V1.75 80DB	12	94	V4.50 80DA	12	94	W02-10029-V	5	41	W04-33135-A	4	36	Y02-00004	7	46
V1.75 90DA	12	94	V4.50 80DB	12	94	W02-10030-8*	5	40	W04-33135-B	4	36	Y02-00006	7	46
V1.75 90DB	12	94	V4.50 90DA	12	94	W02-10031	5	41	W04-33135-BC	4	36	Y02-00010	7	46
V-100004-003	12	89	V4.50 90DB	12	94	W02-10035-8*	5	40	W04-33231-A	4	37	Y02-00014	7	46
V-100772-001	12	89	V5.00 60DB	12	94	W02-10036-8*	5	41	W04-33231-B	4	37	Y02-00015	7	46
V-100773-001	12	89	V5.00 80DA	12	94	W02-10040-8*	5	41	W04-33234-A	4	36	Y02-00030	2	24
V-101121-001	12	90	V5.00 80DB	12	94	W02-10045-P	5	41	W04-33234-B	4	36	Y02-00031	2	24
V-101126-002	12	90	V5.00 90DA	12	94	W02-10047-8*	5	40	W04-33235-A	4	36	Y02-00032	7	46
V-101295-SERE	12	90	V5.00 90DB	12	94	W02-10048-8*	5	41	W04-33235-B	4	36	Y02-00040	7	46
V-101385-KIT	12	89	V5.50 90DA	12	94	W02-10051-V	5	41	W04-33235-BC	4	36	Y02-00041	7	46
V-101391-SERE	12	90	V5.50 90DB	12	94	W02-10056-V	5	41	W04-34131-A	4	37	Y02-00043	7	46
V-101391-SERM	12	90						W04-34134-A	4	36	Y02-00044	7	46	

ALPHANUMERIC INDEX

CODE	SECTION	PAGE
Y02-00045	7	46
Y02-00046	7	46
Y02-00047	7	46
Y02-00048	7	46
Y02-00058	7	46
Y02-00058-01	7	46
Y02-00061	2	24
Y02-00078	7	46
Y02-00079	7	46
Y02-00080	7	46
Y02-00083	11	87
Y02-00086	2	24
Y02-00087	2	24
Y02-00091	13	101
Y02-00122	2	24
Z		
Z01-00005-F	12	91
Z01-00005-R	12	91
Z01-00013-2	1	4
Z01-00039	1	4
Z01-00084	2	24
Z01-00088-1	2	24
Z01-00099	12	93
Z01-00099-S	12	93
Z01-00100	12	93
Z01-00101	12	93
Z01-00101-S	12	93
Z01-00102	12	93
Z01-00104	12	94
Z01-00104-07	12	94
Z01-00105	12	94
Z01-00107	12	93
Z01-00136	2	23
Z01-00137	2	23
Z01-00171	2	23
Z01-00172	10	77
Z06-00044	5	43
Z06-00059	5	43
Z06-00102	13	104
Z09-00002	12	90
Z09-00003	7	46
Z09-00004	12	93
Z09-00021	10	76
Z09-00024	10	76
Z09-00028	10	76
Z09-00028-01	10	76
Z09-00028-02	10	76
Z09-00028-03	10	76
Z09-00028-04	10	76
Z09-00043	10	76
Z09-00057	2	23
Z09-00059	10	76
Z09-00059-01	10	76

CODE	SECTION	PAGE
Z09-00059-02	10	76
Z09-00059-03	10	76
Z09-00059-04	10	76
Z09-00059-05	10	76
Z09-00060	2	23
Z09-00062	2	23
Z09-00069	10	76
Z09-00124	2	23
Z09-00200	1	6
Z09-00201	1	6
Z09-00202	1	6
Z09-00203	1	6
Z09-00213	1	6
Z09-00216	1	6
Z09-00217	1	6
Z09-00218	1	6
Z09-00224	1	6
Z09-00240	1	6
Z09-00246	1	6
Z14-0SC100	2	23
Z14-0SC50	2	23
Z14-RSC100	2	23
Z14-RSC50	2	23
ZA1-00001	5	43
ZA1-00010	1	4
ZA1-00011	1	4
123		
07-02500	6	44
1100A-00445	12	96
120-10506	8	48
3102-00119	12	91
4108-10553	8	48
4120-10540	8	48
412-10541	8	48
5181-10548	8	48
5182-10547	8	48
520-10538	8	48
5301A-00445A	12	95
645-10542	8	48
90-00119	12	91



Alkota Cleaning Systems
 Alcester, SD 57001
 800-255-6823
 605-934-2222
 Fax: 800-325-5682 or 605-934-1808
www.alkota.com

Whitco Cleaning Systems
 Alcester, SD 57001
 800-255-6823
 605-934-2222
 Fax: 800-325-5682 or 605-934-1808
www.whitcocleaningsystems.com

For general information on all brands Email info@alkota.com
 For placing orders Email: orders@alkota.com or Fax: **800-325-5682** or Call: **800-255-6823**

Alkota understands just about every detail to cleaning in industries as diverse as agriculture and energy, transportation and manufacturing, food processing and the military. We lock in on the particulars you deal with every day and then deliver the right equipment - and the right support - to keep you up and running.

It's one thing to understand grease, dirt, mud, grit and grime. It's another to understand your expectations. Count on Alkota for both.